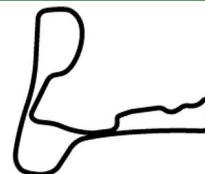




**CADWELL Park**   
6th - 7th October 2018



# Lansdowne Cup

## Qualifying Practice (Saturday) Results

Document 2.1

Rnk	No.	Class	Rider	Machine	Laps	Best Lap	Mph	In Lap	Gap	Interv.	2nd Best
1	90	11a	<b>Sam Clews</b>	ACR / Norton / (499)	5	2:12.929	59.23	2			2:13.613
2	57	11a	<b>Mike Smith</b>	Norton / Manx / (500)	5	2:14.308	58.62	2	1.379	1.379	2:14.456
3	78	11a	<b>Dean Stimpson</b>	Norton / Manx / (500)	4	2:14.964	58.33	3	2.035	0.656	2:16.129
4	79	11a	<b>Keith Clarke</b>	Norton / (500)	4	2:15.648	58.04	3	2.719	0.684	2:17.947
5	6	11a	<b>Chris Firmin</b>	Matchless / G50 / (499)	4	2:16.241	57.79	3	3.312	0.593	2:18.228
6	112	11b	<b>Pete Weston</b>	Manx / Norton / (500)	4	2:17.048	57.45	4	4.119	0.807	2:19.504
7	50	11a	<b>George Thomas</b>	Dunnell / Manx / (500)	4	2:18.954	56.66	3	6.025	1.906	2:20.118
8	64	11b	<b>Chris Bassett</b>	Manx / Norton / (500)	4	2:19.812	56.31	2	6.883	0.858	2:21.085
9	22	11b	<b>Tony Perkin</b>	Norton / Manx / (500)	4	2:21.260	55.73	2	8.331	1.448	2:22.703
10	68	11a	<b>Michael Russell</b>	Norton / Manx / (500)	2	2:23.617	54.82	2	10.688	2.357	2:26.597
11	67	11d	<b>Gordon Russell</b>	Norton / Dominator / (600)	4	2:28.030	53.18	2	15.101	4.413	2:28.680
12	52	11b	<b>Robin Stokes</b>	Norton / Manx / (500)	4	2:30.033	52.47	4	17.104	2.003	2:31.645
13	3	11c	<b>Nick Bedford</b>	Manx / Norton / (348)	3	2:30.409	52.34	2	17.480	0.376	2:30.954
14	42	11a	<b>Andy Hornby</b>	Norton / Manx / (499)	3	2:31.212	52.06	3	18.283	0.803	2:46.932
15	49	11b	<b>Richard Hann</b>	Matchless / Norton / (499)	2	2:36.539	50.29	2	23.610	5.327	2:39.512
16	28	11c	<b>James May</b>	Norton / Manx / (348)	4	2:39.446	49.38	2	26.517	2.907	2:45.714
17	17	11b	<b>Stuart Tonge</b>	Norton / Manx / (500)	3	2:41.121	48.86	1	28.192	1.675	2:41.326
18	47	11b	<b>Robert Lusk</b>	Matchless / G50 / (500)	4	2:42.221	48.53	2	29.292	1.100	2:44.992
19	5	11b	<b>Ian Lucas</b>	Norton / Manx / (499)	2	2:47.866	46.90	2	34.937	5.645	2:48.645
20	27	11d	<b>Derek Bunning</b>	Norton / (600)	3	2:52.247	45.71	2	39.318	4.381	2:53.411
21	54	11c	<b>Cliff Ransley</b>	Norton / Manx / (350)	2	2:55.243	44.92	1	42.314	2.996	2:57.474
22	11	11b	<b>Tony Raynor</b>	Norton / Manx / (350)	3	2:59.432	43.87	2	46.503	4.189	3:04.069
23	209	11c	<b>Mick Baldwin</b>	AJS / 7R / (349)	3	2:59.848	43.77	2	46.919	0.416	3:00.770

Start Time : 06/10 - 09:31:27 / Flag Time : 09:41:33 / End Time : 09:43:33

Best Lap : No.90 Sam Clews 2:12.929 59.23 Mph

Weather : Rainy Air : 7°C Track : Wet

Cadwell Park (2.18 Miles) 06-07/10/2018

Page 1 / 1

Sports Timing Services

Apex Timing 



Bonhams



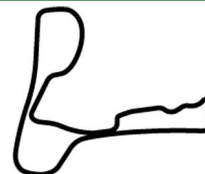


# Lansdowne Cup

## Qualifying Practice (Saturday) Analysis

For information purposes. No official / regulatory value


Laps	Lap Time	Laps	Lap Time	Laps	Lap Time
<b>No.3 Nick Bedford</b>		<b>No.52 Robin Stokes</b>		<b>No.209 Mick Baldwin</b>	
1	2:30.954	4	2:23.048	1	3:00.770
2	2:30.409	1	2:38.853	2	2:59.848
3	2:33.866	2	2:31.792	3	3:07.565
<b>No.5 Ian Lucas</b>		<b>No.54 Cliff Ransley</b>			
1	2:48.645	3	2:31.645		
2	2:47.866	4	2:30.033		
<b>No.6 Chris Firmin</b>		<b>No.57 Mike Smith</b>			
1	2:25.295	1	2:17.980		
2	2:18.228	2	2:14.308		
3	2:16.241	3	2:16.302		
4	2:21.629	4	2:17.771		
<b>No.11 Tony Raynor</b>		<b>No.64 Chris Bassett</b>			
1	3:04.069	1	2:26.749		
2	2:59.432	2	2:19.812		
3	3:07.832	3	2:21.085		
<b>No.17 Stuart Tonge</b>		<b>No.67 Gordon Russell</b>			
1	2:41.121	4	2:22.195		
2	2:41.326	<b>No.68 Michael Russell</b>			
3	2:45.513	1	2:26.597		
<b>No.22 Tony Perkin</b>		<b>No.78 Dean Stimpson</b>			
1	2:27.657	1	2:23.464		
2	2:21.260	2	2:16.129		
3	2:22.703	3	2:14.964		
4	2:26.449	4	2:18.937		
<b>No.27 Derek Bunning</b>		<b>No.79 Keith Clarke</b>			
1	2:59.925	1	2:25.150		
2	2:52.247	2	2:19.324		
3	2:53.411	3	2:15.648		
<b>No.28 James May</b>		<b>No.90 Sam Clews</b>			
1	2:46.580	1	2:15.396		
2	2:39.446	2	2:12.929		
3	2:45.714	3	2:13.613		
4	2:47.327	4	2:16.099		
<b>No.42 Andy Hornby</b>		<b>No.99 Pete Weston</b>			
1	3:08.405	1	2:30.365		
2	2:46.932	2	2:20.640		
3	2:31.212	3	2:19.504		
<b>No.47 Robert Lusk</b>					
1	2:44.992				
2	2:42.221				
3	2:47.898				
4	2:46.066				
<b>No.49 Richard Hann</b>					
1	2:39.512				
2	2:36.539				
<b>No.50 George Thomas</b>					
1	2:24.370				
2	2:20.118				
3	2:18.954				



**Lansdowne Cup**

**Race 3 (Saturday)  
Starting Grid**

Document 3



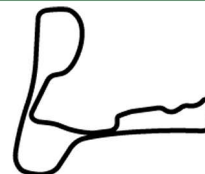
POLE POSITION

<b>1</b>	<b>78</b> <b>Dean Stimpson</b> Norton / Manx / (500)	<b>57</b> <b>Mike Smith</b> Norton / Manx / (500)	<b>90</b> <b>Sam Clews</b> ACR / Norton / (499)
<b>2</b>	<b>112</b> <b>Pete Weston</b> Manx / Norton / (500)	<b>6</b> <b>Chris Firmin</b> Matchless / G50 / (499)	<b>79</b> <b>Keith Clarke</b> Norton / (500)
<b>3</b>	<b>22</b> <b>Tony Perkin</b> Norton / Manx / (500)	<b>64</b> <b>Chris Bassett</b> Manx / Norton / (500)	<b>50</b> <b>George Thomas</b> Dunnell / Manx / (500)
<b>4</b>	<b>52</b> <b>Robin Stokes</b> Norton / Manx / (500)	<b>67</b> <b>Gordon Russell</b> Norton / Dominator / (600)	<b>68</b> <b>Michael Russell</b> Norton / Manx / (500)
<b>5</b>	<b>42</b> <b>Andy Hornby</b> Norton / Manx / (499)	<b>3</b> <b>Nick Bedford</b> Manx / Norton / (348)	<b>X</b>
<b>6</b>	<b>17</b> <b>Stuart Tonge</b> Norton / Manx / (500)	<b>28</b> <b>James May</b> Norton / Manx / (348)	<b>49</b> <b>Richard Hann</b> Matchless / Norton / (499)
<b>7</b>	<b>27</b> <b>Derek Bunning</b> Norton / (600)	<b>5</b> <b>Ian Lucas</b> Norton / Manx / (499)	<b>47</b> <b>Robert Lusk</b> Matchless / G50 / (500)
<b>8</b>	<b>209</b> <b>Mick Baldwin</b> AJS / 7R / (349)	<b>11</b> <b>Tony Raynor</b> Norton / Manx / (350)	<b>54</b> <b>Cliff Ransley</b> Norton / Manx / (350)
<b>9</b>	<b>125</b> <b>Mike Farrall</b> Norton / Manx / (500)	<b>108</b> <b>Adam Wilson</b> Matchless / G50 / (499)	<b>18</b> <b>David May</b> Norton / Manx / (348)

Start : 06/10 - 13:42 5 Laps = 17.595 Km

Cadwell Park (2.18 Miles) 06-07/10/2018

Sports Timing Services



# Lansdowne Cup

## Race 3 (Saturday) Results

Document 4.1

Rnk	No.	Class	Rnk	Rider	Machine	Laps	Time	Mph	Gap	Interv.	Best Lap	Mph	In Lap	2nd Best
<b>11a</b>														
1	90	11a	1	Sam Clews	ACR / Norton / (499)	5	10:34.936	62.00			2:02.963	64.03	2	2:04.045
2	78	11a	2	Dean Stimpson	Norton / Manx / (500)	5	10:43.404	61.18	8.468	8.468	2:06.147	62.41	4	2:06.623
3	68	11a	3	Michael Russell	Norton / Manx / (500)	5	10:51.907	60.38	16.971	8.503	2:07.085	61.95	2	2:08.010
4	79	11a	4	Keith Clarke	Norton / (500)	5	10:52.654	60.31	17.718	0.747	2:08.270	61.38	5	2:08.324
5	57	11a	5	Mike Smith	Norton / Manx / (500)	5	11:02.623	59.41	27.687	9.969	2:09.694	60.70	2	2:10.050

**Not Classified**

6	11a			Chris Firmin	Matchless / G50 / (499)	2	4:32.868	57.70	Retired		2:12.171	59.57	2	2:17.564
---	-----	--	--	--------------	-------------------------	---	----------	-------	---------	--	----------	-------	---	----------

11a - Best Lap : No.90 Sam Clews - 2:02.963 / 92.5% of Race Winner's Speed :57.35 Mph

<b>11b</b>														
1	64	11b	1	Chris Bassett	Manx / Norton / (500)	5	11:14.737	58.34			2:10.675	60.25	5	2:11.473
2	22	11b	2	Tony Perkin	Norton / Manx / (500)	5	11:20.274	57.86	5.537	5.537	2:13.674	58.90	5	2:14.031
3	50	11b	3	George Thomas	Dunnell / Manx / (500)	5	11:21.257	57.78	6.520	0.983	2:14.149	58.69	5	2:14.781
4	112	11b	4	Pete Weston	Manx / Norton / (500)	5	11:23.019	57.63	8.282	1.762	2:14.318	58.61	2	2:14.954
5	52	11b	5	Robin Stokes	Norton / Manx / (500)	5	11:53.420	55.18	38.683	30.401	2:18.025	57.04	4	2:20.456
6	17	11b	6	Stuart Tonge	Norton / Manx / (500)	5	12:28.459	52.59	1:13.722	35.039	2:25.684	54.04	2	2:27.289
7	47	11b	7	Robert Lusk	Matchless / G50 / (500)	5	12:29.591	52.51	1:14.854	1.132	2:27.628	53.33	3	2:27.639

**Not Classified**

49	11b			Richard Hann	Matchless / Norton / (499)	3	7:18.269	53.89	Retired		2:23.996	54.67	2	2:24.198
----	-----	--	--	--------------	----------------------------	---	----------	-------	---------	--	----------	-------	---	----------

11b - Best Lap : No.64 Chris Bassett - 2:10.675 / 92.5% of Race Winner's Speed :53.96 Mph

<b>11c</b>														
1	3	11c	1	Nick Bedford	Manx / Norton / (348)	5	12:33.741	52.22			2:27.894	53.23	4	2:28.318
2	28	11c	2	James May	Norton / Manx / (348)	5	12:42.275	51.64	8.534	8.534	2:28.604	52.98	4	2:29.659
3	209	11c	3	Mick Baldwin	AJS / 7R / (349)	4	13:20.830	39.32	1 Lap	1 Lap	2:33.902	51.15	2	2:37.283

11c - Best Lap : No.3 Nick Bedford - 2:27.894 / 92.5% of Race Winner's Speed :48.31 Mph

<b>11d</b>														
1	67	11d	1	Gordon Russell	Norton / Dominator / (600)	5	12:26.587	52.73			2:25.979	53.93	5	2:26.137
2	27	11d	2	Derek Bunning	Norton / (600)	4	10:35.382	49.56	1 Lap	1 Lap	2:35.297	50.69	2	2:35.749

11d - Best Lap : No.67 Gordon Russell - 2:25.979 / 92.5% of Race Winner's Speed :48.77 Mph

Leaders : No.90 Sam Clews (1-5)

Start Time : 06/10 - 14:39:13 / Flag Time : 14:49:48 / End Time : 14:52:34

Best Lap : No.90 Sam Clews 2:02.963 64.03 Mph


Weather : Rainy Air : 7°C Track : Wet

Previous Event Record : No.90 Sam Clews 2:12.929 59.23 Mph



# CADWELL Park

6th - 7th October 2018



## Lansdowne Cup

### Race 3 (Saturday) Lap Chart

For information purposes. No official / regulatory value

	1	2	3	4	5	6	7	8	9	10	11	12	13	14	15	16	17	18	19	20	21	22	23	24	25	26	27
<b>Grid</b>	90	57	78	79	6	112	50	64	22	68	67	52	X	3	X	49	28	17	47	X	27	54	X	209	X	X	X
<b>Start</b>	90	57	78	79	6	50	64	112	22	68	3	49	52	17	67	47	27	28	209								
<b>Lap 1</b> Interval	90	78 6.3	79 2.4	68 0.7	57 0.1	6	50 0.1	64 0.6	22 0.0	112 1.9	49 6.4	52 0.9	17 1.4	47 5.1	3 0.5	67 0.0	28 4.1	209 1.4	27 4.1								
<b>Lap 2</b>	90	78 11.0	68 2.5	79 1.8	57 0.9	X 4.4	50 3.8	22 0.1	64 0.1	112 0.9	49 16.1	52 0.3	17 3.7	67 8.0	47 0.3	3 0.7	28 6.6	209 3.7	27 5.5								
<b>Lap 3</b>	90	78 13.6	68 4.5	79 1.5	57 2.6	50 13.8	22 0.2	64 0.0	112 0.2	52 22.0	X 3.3	17 8.2	47 7.6	67 0.3	3 1.0	28 8.0	27 16.0	209 2:27									
<b>Lap 4</b>	90	78 14.5	68 8.0	79 0.4	57 6.0	64 13.6	22 2.5	50 0.5	112 0.9	52 24.8	17 26.5	67 1.1	47 1.1	3 1.6	28 8.7	X 23.1	209 2:45										
<b>Lap 5</b>	90	78 8.4	68 8.5	79 0.7	57 9.9	64 12.1	22 5.5	50 0.9	112 1.7	52 30.4	67 33.1	17 1.8	47 1.1	3 4.1	28 8.5												





# Lansdowne Cup

## Race 3 (Saturday) Analysis

For information purposes. No official / regulatory value


Laps	Lap Time	Laps	Lap Time	Laps	Lap Time
<b>No.3 Nick Bedford</b>		2	2:23.385	4	2:15.189
1	2:33.626	3	2:20.456	5	2:14.978
2	2:29.100	4	2:18.025	<b>No.209 Mick Baldwin</b>	
3	2:28.318	5	2:20.516	1	2:37.283
4	2:27.894	<b>No.57 Mike Smith</b>		2	2:33.902
5	2:30.286	1	2:16.513	3	5:09.632
<b>No.6 Chris Firmin</b>		2	2:09.694	4	2:53.477
1	2:17.564	3	2:10.050		
2	2:12.171	4	2:11.981		
<b>No.17 Stuart Tonge</b>		5	2:12.177		
1	2:27.289	<b>No.64 Chris Bassett</b>			
2	2:25.684	1	2:18.099		
3	2:28.352	2	2:15.439		
4	2:32.908	3	2:15.637		
5	2:29.010	4	2:11.473		
<b>No.22 Tony Perkin</b>		5	2:10.675		
1	2:18.066	<b>No.67 Gordon Russell</b>			
2	2:15.233	1	2:32.942		
3	2:15.727	2	2:28.020		
4	2:14.031	3	2:28.270		
5	2:13.674	4	2:26.137		
<b>No.27 Derek Bunning</b>		5	2:25.979	<b>No.68 Michael Russell</b>	
1	2:41.611	1	2:14.676	1	2:14.676
2	2:35.297	2	2:07.085	2	2:07.085
3	2:36.392	3	2:08.613	3	2:08.613
4	2:35.749	4	2:09.652	4	2:09.652
<b>No.28 James May</b>		5	2:08.010	5	2:08.010
1	2:36.014	<b>No.78 Dean Stimpson</b>		1	2:12.807
2	2:31.562	1	2:12.807	2	2:07.680
3	2:29.659	2	2:07.680	3	2:06.623
4	2:28.604	3	2:06.623	4	2:06.147
5	2:30.070	4	2:06.147	5	2:07.598
<b>No.47 Robert Lusk</b>		5	2:07.598	<b>No.79 Keith Clarke</b>	
1	2:31.893	1	2:15.035	1	2:15.035
2	2:28.896	2	2:09.660	2	2:09.660
3	2:27.628	3	2:08.324	3	2:08.324
4	2:27.639	4	2:08.610	4	2:08.610
5	2:27.792	5	2:08.270	5	2:08.270
<b>No.49 Richard Hann</b>		<b>No.90 Sam Clews</b>		1	2:07.309
1	2:25.504	1	2:07.309	2	2:02.963
2	2:23.996	2	2:02.963	3	2:04.045
3	2:24.198	3	2:04.045	4	2:05.182
<b>No.50 George Thomas</b>		4	2:05.182	5	2:13.702
1	2:17.702	5	2:13.702	<b>No.112 Pete Weston</b>	
2	2:15.891	1	2:20.086	1	2:20.086
3	2:15.599	2	2:14.318	2	2:14.318
4	2:14.781	3	2:14.954	3	2:14.954
5	2:14.149				
<b>No.52 Robin Stokes</b>					
1	2:26.308				



**Lansdowne Cup**

**Race 15 (Saturday)  
Starting Grid**

**Document 5**



POLE POSITION

<b>1</b>	<b>68</b> Michael Russell Norton / Manx / (500)	<b>78</b> Dean Stimpson Norton / Manx / (500)	<b>90</b> Sam Clews ACR / Norton / (499)
<b>2</b>	<b>64</b> Chris Bassett Manx / Norton / (500)	<b>57</b> Mike Smith Norton / Manx / (500)	<b>79</b> Keith Clarke Norton / (500)
<b>3</b>	<b>50</b> George Thomas Dunnell / Manx / (500)	<b>22</b> Tony Perkin Norton / Manx / (500)	<b>6</b> Chris Firmin Matchless / G50 / (499)
<b>4</b>	<b>49</b> Richard Hann Matchless / Norton / (499)	<b>52</b> Robin Stokes Norton / Manx / (500)	<b>112</b> Pete Weston Manx / Norton / (500)
<b>5</b>	<b>67</b> Gordon Russell Norton / Dominator / (600)	<b>17</b> Stuart Tonge Norton / Manx / (500)	<b>X</b>
<b>6</b>	<b>28</b> James May Norton / Manx / (348)	<b>3</b> Nick Bedford Manx / Norton / (348)	<b>47</b> Robert Lusk Matchless / G50 / (500)
<b>7</b>	<b>5</b> Ian Lucas Norton / Manx / (499)	<b>27</b> Derek Bunning Norton / (600)	<b>209</b> Mick Baldwin AJS / 7R / (349)
<b>8</b>	<b>42</b> Andy Hornby Norton / Manx / (499)	<b>18</b> David May Norton / Manx / (348)	<b>11</b> Tony Raynor Norton / Manx / (350)
<b>9</b>	<b>125</b> Mike Farrall Norton / Manx / (500)	<b>108</b> Adam Wilson Matchless / G50 / (499)	<b>54</b> Cliff Ransley Norton / Manx / (350)

Start : 06/10 - 17:12 5 Laps = 17.595 Km

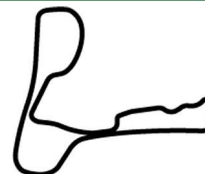
Cadwell Park (2.18 Miles) 06-07/10/2018

Sports Timing Services



# CADWELL Park

6th - 7th October 2018



## Lansdowne Cup

### Race 15 (Saturday) Results

### Document 7.1

Subject to scrutineering & sporting investigations

Rnk	No.	Class	Rnk	Rider	Machine	Laps	Time	Mph	Gap	Interv.	Best Lap	Mph	In Lap	2nd Best
1	▲1	78	11a	1	Dean Stimpson	Norton / Manx / (500)	5	9:04.452	72.30		1:46.567	73.88	4	1:46.661
2	▲1	68	11a	2	Michael Russell	Norton / Manx / (500)	5	9:11.045	71.44	6.593	6.593	72.76	2	1:48.448
3	▼2	90	11a	3	Sam Clews	ACR / Norton / (499)	5	9:21.732	70.08	17.280	10.687	71.63	2	1:51.270
4	▲1	57	11a	4	Mike Smith	Norton / Manx / (500)	5	9:23.182	69.90	18.730	1.450	71.74	3	1:50.250
5	▲2	6	11a	5	Chris Firmin	Matchless / G50 / (499)	5	9:24.854	69.69	20.402	1.672	70.96	3	1:51.000
6	▼2	79	11a	6	Keith Clarke	Norton / (500)	5	9:32.454	68.76	28.002	7.600	70.12	5	1:52.800
7	▼1	64	11b	1	Chris Bassett	Manx / Norton / (500)	5	9:40.421	67.82	35.969	7.967	69.27	5	1:54.295
8	▲3	52	11b	2	Robin Stokes	Norton / Manx / (500)	5	9:45.186	67.27	40.734	4.765	68.81	3	1:55.109
9	▲15	42	11a	7	Andy Hornby	Norton / Manx / (499)	5	9:56.827	65.96	52.375	11.641	67.11	3	1:57.347
10	▲2	49	11b	3	Richard Hann	Matchless / Norton / (499)	5	10:23.288	63.16	1:18.836	26.461	64.98	5	2:03.095
11	▲6	3	11c	1	Nick Bedford	Manx / Norton / (348)	5	10:24.596	63.02	1:20.144	1.308	64.98	5	2:03.519
12	▲7	209	11c	2	Mick Baldwin	AJS / 7R / (349)	5	10:47.019	60.84	1:42.567	22.423	61.91	3	2:08.132
13	▲9	11	11b	4	Tony Raynor	Norton / Manx / (350)	5	11:12.518	58.53	2:08.066	25.499	60.86	5	2:11.864
14	▲4	28	11c	3	James May	Norton / Manx / (348)	4	9:04.270	57.86	1 Lap	1 Lap	59.78	4	2:12.316
15	▲5	27	11d	1	Derek Bunning	Norton / (600)	4	9:05.252	57.76	1 Lap	0.982	59.70	4	2:12.523

#### Not Classified

		22	11b		Tony Perkin	Norton / Manx / (500)	3	5:53.063	66.90	Retired		68.66	3	1:55.323
		50	11b		George Thomas	Dunnell / Manx / (500)	3	6:05.098	64.69	Retired		66.07	2	2:00.998
		112	11b		Pete Weston	Manx / Norton / (500)	2	3:59.084	65.86	Retired		68.28	2	1:59.996
		47	11b		Robert Lusk	Matchless / G50 / (500)	0	4.869		Retired				

11a - Best Lap : No.78 Dean Stimpson - 1:46.567 / 92.5% of Race Winner's Speed :66.88 Mph

11b - Best Lap : No.64 Chris Bassett - 1:53.658 / 92.5% of Race Winner's Speed :62.73 Mph

11c - Best Lap : No.3 Nick Bedford - 2:01.156 / 92.5% of Race Winner's Speed :58.30 Mph

11d - Best Lap : No.27 Derek Bunning - 2:11.884 / 92.5% of Race Winner's Speed :53.42 Mph

Leaders : No.78 Dean Stimpson (1-1) / No.68 Michael Russell (2-2) / No.78 Dean Stimpson (3-5)

Start Time : 07/10 - 10:00:27 / Flag Time : 10:09:32 / End Time : 10:11:40

Best Lap : No.78 Dean Stimpson 1:46.567 73.88 Mph

Weather : Sunny Air : 10°C Track : Drying

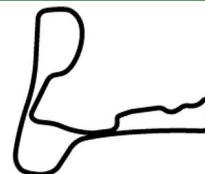
Previous Event Record : No.90 Sam Clews 2:02.963 64.03 Mph





# CADWELL Park

6th - 7th October 2018



## Lansdowne Cup

### Race 15 (Saturday) Lap Chart

For information purposes. No official / regulatory value

	1	2	3	4	5	6	7	8	9	10	11	12	13	14	15	16	17	18	19	20	21	22	23	24	25	26	27
<b>Grid</b>	90	78	68	79	57	64	6	22	50	112	52	49	<del>X</del>	<del>X</del>	<del>Ø</del>	47	3	28	209	27	<del>X</del>	11	<del>X</del>	42	<del>54</del>	<del>108</del>	<del>125</del>
<b>Start</b>	90	78	68	79	6	64	22	57	50	49	52	112	3	<del>X</del>	42	209	28	27	11								
<b>Lap 1</b> Interval	78	68	90	6	79	57	22	64	52	112	50	42	49	3	209	28	11	27									
	0.6	1.0	1.2	2.8	1.5	0.9	0.2	0.1	0.2	1.1	1.0	5.5	0.6	3.1	8.1	0.3	1.5										
<b>Lap 2</b>	68	78	90	6	57	79	64	22	<del>112</del>	52	42	50	3	49	209	11	28	27									
	0.3	2.3	4.3	4.3	2.1	1.5	3.6	0.2	0.6	0.0	4.2	0.7	11.5	0.0	7.6	15.4	1.3	0.5									
<b>Lap 3</b>	78	68	90	6	57	79	64	<del>22</del>	52	42	<del>50</del>	49	3	209	11	28	27										
	1.0	5.4	3.9	0.9	4.7	5.0	0.5	0.5	7.1	4.4	13.9	0.2	11.3	20.6	1.2	0.7											
<b>Lap 4</b>	78	68	90	6	57	79	64	52	42	49	3	209	11	<del>26</del>	<del>X</del>												
	2.9	8.9	2.9	0.2	7.2	6.5	1.9	10.0	23.3	1.3	15.3	24.3	1.1	0.9													
<b>Lap 5</b>	78	68	90	57	6	79	64	52	42	49	3	209	11														
	6.5	10.6	1.4	1.6	7.6	7.9	4.7	11.6	26.4	1.3	22.4	25.4															





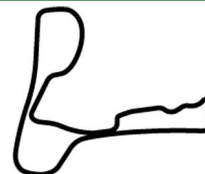
# Lansdowne Cup

## Race 15 (Saturday) Analysis

For information purposes. No official / regulatory value

Laps	Lap Time
<b>No.3 Nick Bedford</b>	
1	2:07.500
2	2:03.519
3	2:03.602
4	2:04.166
5	2:01.156
<b>No.6 Chris Firmin</b>	
1	1:55.280
2	1:52.978
3	1:50.949
4	1:51.000
5	1:52.138
<b>No.11 Tony Raynor</b>	
1	2:17.758
2	2:15.131
3	2:12.402
4	2:11.864
5	2:09.359
<b>No.22 Tony Perkin</b>	
1	2:00.116
2	1:55.323
3	1:54.662
<b>No.27 Derek Bunning</b>	
1	2:19.442
2	2:15.574
3	2:12.523
4	2:11.884
<b>No.28 James May</b>	
1	2:17.949
2	2:16.805
3	2:12.316
4	2:11.689
<b>No.42 Andy Hornby</b>	
1	2:00.909
2	1:57.347
3	1:57.321
4	1:58.078
5	1:58.062
<b>No.49 Richard Hann</b>	
1	2:07.973
2	2:04.193
3	2:03.301
4	2:03.095
5	2:01.151
<b>No.50 George Thomas</b>	
1	2:01.942
2	1:59.167
3	2:00.998
<b>No.52 Robin Stokes</b>	
1	1:59.933


Laps	Lap Time
2	1:55.607
3	1:54.413
4	1:55.109
5	1:56.504
<b>No.57 Mike Smith</b>	
1	1:59.143
2	1:50.789
3	1:49.740
4	1:50.281
5	1:50.250
<b>No.64 Chris Bassett</b>	
1	2:00.834
2	1:54.742
3	1:54.366
4	1:54.295
5	1:53.658
<b>No.68 Michael Russell</b>	
1	1:53.378
2	1:48.208
3	1:48.617
4	1:48.448
5	1:50.283
<b>No.78 Dean Stimpson</b>	
1	1:53.125
2	1:49.184
3	1:47.158
4	1:46.567
5	1:46.661
<b>No.79 Keith Clarke</b>	
1	1:58.229
2	1:53.840
3	1:52.926
4	1:52.800
5	1:52.279
<b>No.90 Sam Clews</b>	
1	1:55.085
2	1:49.905
3	1:51.270
4	1:51.990
5	1:52.010
<b>No.112 Pete Weston</b>	
1	1:59.996
2	1:55.298
<b>No.209 Mick Baldwin</b>	
1	2:10.173
2	2:08.132
3	2:07.165
4	2:08.237
5	2:08.182



**Lansdowne Cup**

**Race 26 (Sunday)  
Starting Grid**

**Document 6**



POLE POSITION

<b>1</b>	<b>68</b> Michael Russell Norton / Manx / (500)	<b>78</b> Dean Stimpson Norton / Manx / (500)	<b>90</b> Sam Clews ACR / Norton / (499)
<b>2</b>	<b>64</b> Chris Bassett Manx / Norton / (500)	<b>57</b> Mike Smith Norton / Manx / (500)	<b>79</b> Keith Clarke Norton / (500)
<b>3</b>	<b>50</b> George Thomas Dunnell / Manx / (500)	<b>22</b> Tony Perkin Norton / Manx / (500)	<b>6</b> Chris Firmin Matchless / G50 / (499)
<b>4</b>	<b>49</b> Richard Hann Matchless / Norton / (499)	<b>52</b> Robin Stokes Norton / Manx / (500)	<b>112</b> Pete Weston Manx / Norton / (500)
<b>5</b>	<b>67</b> Gordon Russell Norton / Dominator / (600)	<b>17</b> Stuart Tonge Norton / Manx / (500)	<b>X</b>
<b>6</b>	<b>28</b> James May Norton / Manx / (348)	<b>3</b> Nick Bedford Manx / Norton / (348)	<b>47</b> Robert Lusk Matchless / G50 / (500)
<b>7</b>	<b>5</b> Ian Lucas Norton / Manx / (499)	<b>27</b> Derek Bunning Norton / (600)	<b>209</b> Mick Baldwin AJS / 7R / (349)
<b>8</b>	<b>42</b> Andy Hornby Norton / Manx / (499)	<b>18</b> David May Norton / Manx / (348)	<b>11</b> Tony Raynor Norton / Manx / (350)
<b>9</b>	<b>125</b> Mike Farrall Norton / Manx / (500)	<b>108</b> Adam Wilson Matchless / G50 / (499)	<b>54</b> Cliff Ransley Norton / Manx / (350)

Start : 07/10 - 13:26 7 Laps = 24.633 Km

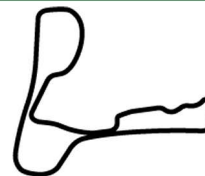
Cadwell Park (2.18 Miles) 06-07/10/2018

Sports Timing Services



# CADWELL Park

6th - 7th October 2018



## Lansdowne Cup

### Race 26 (Sunday) Results

### Document 8

Subject to scrutineering & sporting investigations

Rnk	No.	Class	Rnk	Rider	Machine	Laps	Time	Mph	Gap	Interv.	Best Lap	Mph	In Lap	2nd Best	
1	▲1	78	11a	1	Dean Stimpson	Norton / Manx / (500)	7	12:30.589	73.42		1:45.317	74.75	4	1:45.551	
2	▲1	68	11a	2	Michael Russell	Norton / Manx / (500)	7	12:46.419	71.91	15.830	1:47.532	73.21	5	1:47.724	
3	▼2	90	11a	3	Sam Clews	ACR / Norton / (499)	7	12:51.860	71.40	21.271	5.441	1:48.270	72.72	7	1:48.449
4	▲1	57	11a	4	Mike Smith	Norton / Manx / (500)	7	12:52.221	71.37	21.632	0.361	1:47.644	73.14	5	1:47.979
5	▼1	79	11a	5	Keith Clarke	Norton / (500)	7	12:52.287	71.36	21.698	0.066	1:48.701	72.43	7	1:48.710
6	▲3	50	11b	1	George Thomas	Dunnell / Manx / (500)	7	13:09.164	69.83	38.575	16.877	1:51.108	70.86	5	1:51.367
7	▲17	42	11a	6	Andy Hornby	Norton / Manx / (499)	7	13:17.057	69.14	46.468	7.893	1:51.419	70.66	5	1:51.499
8	▼2	64	11b	2	Chris Bassett	Manx / Norton / (500)	7	13:17.132	69.14	46.543	0.075	1:51.924	70.34	6	1:52.410
9	▲2	52	11b	3	Robin Stokes	Norton / Manx / (500)	7	13:21.830	68.73	51.241	4.698	1:52.312	70.10	6	1:52.354
10	▼2	22	11b	4	Tony Perkin	Norton / Manx / (500)	7	13:27.591	68.24	57.002	5.761	1:53.729	69.23	6	1:53.981
11	▼1	112	11b	5	Pete Weston	Manx / Norton / (500)	7	13:28.997	68.12	58.408	1.406	1:52.865	69.75	2	1:53.465
12	▲2	17	11b	6	Stuart Tonge	Norton / Manx / (500)	7	13:57.818	65.78	1:27.229	28.821	1:57.325	67.10	7	1:57.918
13	▼1	49	11b	7	Richard Hann	Matchless / Norton / (499)	7	14:00.489	65.57	1:29.900	2.671	1:57.872	66.79	6	1:58.120
14	▲3	3	11c	1	Nick Bedford	Manx / Norton / (348)	7	14:21.382	63.98	1:50.793	20.893	2:00.062	65.57	2	2:00.763
15	▲4	209	11c	2	Mick Baldwin	AJS / 7R / (349)	6	12:42.805	61.93	1 Lap	1 Lap	2:05.243	62.86	2	2:05.851
16	▲6	11	11b	8	Tony Raynor	Norton / Manx / (350)	6	13:24.486	58.72	1 Lap	41.681	2:10.066	60.53	4	2:11.183
17	▲1	28	11c	3	James May	Norton / Manx / (348)	6	13:29.547	58.35	1 Lap	5.061	2:11.903	59.69	6	2:12.258
18	▲2	27	11d	1	Derek Bunning	Norton / (600)	6	13:29.749	58.34	1 Lap	0.202	2:11.147	60.03	3	2:12.540

#### Not Classified

	67	11d		Gordon Russell	Norton / Dominator / (600)	2	4:26.159	59.16	Retired		2:08.115	61.45	2	2:13.389
	6	11a		Chris Firmin	Matchless / G50 / (499)	0	2.443		Retired					

11a - Best Lap : No.78 Dean Stimpson - 1:45.317 / 92.5% of Race Winner's Speed :67.92 Mph

11b - Best Lap : No.50 George Thomas - 1:51.108 / 92.5% of Race Winner's Speed :64.60 Mph

11c - Best Lap : No.3 Nick Bedford - 2:00.062 / 92.5% of Race Winner's Speed :59.18 Mph

11d - Best Lap : No.67 Gordon Russell - 2:08.115 / 92.5% of Race Winner's Speed :53.96 Mph

Leaders : No.78 Dean Stimpson (1-7)

Start Time : 07/10 - 14:48:48 / Flag Time : 15:01:18 / End Time : 15:03:09

Best Lap : No.78 Dean Stimpson 1:45.317 74.75 Mph

Weather : Sunny Air : 10°C Track : Dry

Previous Event Record : No.78 Dean Stimpson 1:46.567 73.88 Mph

Cadwell Park (2.18 Miles) 06-07/10/2018

Page 1 / 1

Sports Timing Services

Apex Timing




Bonhams





# CADWELL Park

6th - 7th October 2018



## Lansdowne Cup

### Race 26 (Sunday) Lap Chart

For information purposes. No official / regulatory value

	1	2	3	4	5	6	7	8	9	10	11	12	13	14	15	16	17	18	19	20	21	22	23	24	25	26	27	
<b>Grid</b>	90	78	68	79	57	64	6	22	50	112	52	49	X	17	67	X	3	28	209	27	X	11	X	42	54	108	125	
<b>Start</b>	90	57	78	79	X	112	50	64	22	68	42	52	49	3	67	17	28	209	27	11								
<b>Lap 1</b> <small>Interval</small>	78	90 2.6	79 0.7	68 2.5	50 0.1	57 0.6	64 1.2	112 0.0	22 0.9	42 0.6	52 0.9	17 4.2	49 0.0	3 0.8	209 3.0	67 6.3	28 5.1	27 0.2	11 0.1									
<b>Lap 2</b>	78	90 7.4	79 0.2	68 0.7	57 1.3	50 1.9	64 3.4	112 0.0	22 2.3	42 0.3	52 0.6	17 9.3	49 0.9	3 1.3	209 8.1	X 9.2	27 9.9	11 3.1	28 0.1									
<b>Lap 3</b>	78	68 10.9	79 0.8	57 0.8	90 0.2	50 4.8	112 5.4	64 0.2	42 1.5	52 1.1	22 1.0	17 14.6	49 1.0	3 2.5	209 13.6	27 24.1	11 4.0	28 1.0										
<b>Lap 4</b>	78	68 13.3	79 1.8	57 0.1	90 0.7	50 8.6	64 5.8	42 1.5	52 0.1	112 0.8	22 2.6	17 18.9	49 2.0	3 5.2	209 17.6	27 30.7	11 1.5	28 3.2										
<b>Lap 5</b>	78	68 13.7	57 2.0	79 1.3	90 0.3	50 11.1	64 7.1	42 0.7	52 2.1	112 2.1	22 1.9	17 23.2	49 1.9	3 9.2	209 21.1	11 38.4	27 1.0	28 3.2										
<b>Lap 6</b>	78	68 15.4	57 3.9	79 1.0	90 0.0	50 13.3	64 7.3	42 0.3	52 2.9	112 5.1	22 0.4	17 27.4	49 1.8	3 13.9	209 26.5	X 41.6	X 5.0	X 0.2										
<b>Lap 7</b>	78	68 15.8	90 5.4	57 0.3	79 0.0	50 16.8	42 7.8	64 0.0	52 4.6	22 5.7	112 1.4	17 28.8	49 2.6	3 20.8														





# Lansdowne Cup

## Race 26 (Sunday) Analysis

For information purposes. No official / regulatory value

Laps	Lap Time	Laps	Lap Time	Laps	Lap Time
<b>No.3 Nick Bedford</b>		5	<b>1:51.419</b>	4	<b>1:47.724</b>
1	2:04.241	6	1:51.499	5	<b>1:47.532</b>
2	<b>2:00.062</b>	7	1:52.459	6	1:48.262
3	2:00.763	<b>No.49 Richard Hann</b>		7	1:47.835
4	2:01.914	1	<b>2:03.450</b>	<b>No.78 Dean Stimpson</b>	
5	2:02.357	2	<b>1:59.530</b>	1	<b>1:51.053</b>
6	2:02.523	3	<b>1:59.516</b>	2	<b>1:45.624</b>
7	2:05.084	4	<b>1:59.311</b>	3	<b>1:45.551</b>
<b>No.11 Tony Raynor</b>		5	<b>1:58.280</b>	4	<b>1:45.317</b>
1	2:17.314	6	<b>1:57.872</b>	5	1:47.093
2	2:15.747	7	1:58.120	6	1:46.571
3	2:12.007	<b>No.50 George Thomas</b>		7	1:47.464
4	<b>2:10.066</b>	1	<b>1:56.305</b>	<b>No.79 Keith Clarke</b>	
5	2:11.889	2	<b>1:51.367</b>	1	<b>1:54.203</b>
6	2:11.183	3	1:51.521	2	<b>1:49.903</b>
<b>No.17 Stuart Tonge</b>		4	1:52.267	3	<b>1:49.613</b>
1	2:03.075	5	<b>1:51.108</b>	4	<b>1:48.710</b>
2	<b>1:58.684</b>	6	1:51.676	5	1:49.131
3	1:59.384	7	1:52.253	6	1:49.864
4	<b>1:58.360</b>	<b>No.52 Robin Stokes</b>		7	<b>1:48.701</b>
5	1:58.383	1	<b>1:59.261</b>	<b>No.90 Sam Clews</b>	
6	<b>1:57.918</b>	2	<b>1:53.544</b>	1	<b>1:54.436</b>
7	<b>1:57.325</b>	3	<b>1:53.134</b>	2	<b>1:50.436</b>
<b>No.22 Tony Perkin</b>		4	<b>1:52.354</b>	3	1:50.993
1	1:58.772	5	1:52.648	4	<b>1:48.449</b>
2	<b>1:54.229</b>	6	<b>1:52.312</b>	5	1:48.538
3	1:55.069	7	1:54.309	6	1:49.552
4	<b>1:53.981</b>	<b>No.57 Mike Smith</b>		7	<b>1:48.270</b>
5	1:54.120	1	<b>1:57.770</b>	<b>No.112 Pete Weston</b>	
6	<b>1:53.729</b>	2	<b>1:48.780</b>	1	<b>1:58.352</b>
7	1:54.546	3	<b>1:48.352</b>	2	<b>1:52.865</b>
<b>No.27 Derek Bunning</b>		4	<b>1:47.979</b>	3	1:53.465
1	2:17.566	5	<b>1:47.644</b>	4	1:54.217
2	<b>2:12.706</b>	6	1:50.119	5	1:55.870
3	<b>2:11.147</b>	7	1:49.707	6	1:55.261
4	2:12.540	<b>No.64 Chris Bassett</b>		7	1:56.374
5	2:14.556	1	<b>1:58.030</b>	<b>No.209 Mick Baldwin</b>	
6	2:15.349	2	<b>1:52.869</b>	1	<b>2:05.889</b>
<b>No.28 James May</b>		3	1:53.719	2	<b>2:05.243</b>
1	2:17.673	4	<b>1:52.441</b>	3	2:06.251
2	<b>2:16.304</b>	5	<b>1:52.410</b>	4	2:05.871
3	<b>2:12.888</b>	6	<b>1:51.924</b>	5	2:05.851
4	<b>2:12.258</b>	7	1:52.864	6	2:07.902
5	2:12.960	<b>No.67 Gordon Russell</b>			
6	<b>2:11.903</b>	1	<b>2:13.389</b>		
<b>No.42 Andy Hornby</b>		2	<b>2:08.115</b>		
1	1:58.430	<b>No.68 Michael Russell</b>			
2	1:53.901	1	1:55.387		
3	<b>1:52.579</b>	2	<b>1:48.182</b>		
4	1:52.634	3	<b>1:48.013</b>		