



DONINGTON Park

3rd - 4th - 5th August 2018



Lansdowne

Participants (38 Riders)

Document 2.1

For information purposes. No official / regulatory value

No.	Rider	Machine	Make	Model	Class
X					
5	Ian Lucas	Norton / Manx / (499)	Norton	Manx	11b
6	Chris Firmin	Matchless / G50 / (500)	Matchless	G50	11a
7	Duncan Fitchett	Norton / Manx / (500)	Norton	Manx	11a
11	Tony Raynor	Norton / Manx / (350)	Norton	Manx	11c
12	Ian Bain	Norton / 30M	Norton	30M	11a
15	Peter Crew	Norton / (500)	Norton	(500)	11b
16	Roger Munsey	Norton / Domiracer / (500)	Norton	Domiracer	11b
17	Stuart Tonge	Norton / Manx / (500)	Norton	Manx	11b
22	Tony Perkin	Norton / Manx / (500)	Norton	Manx	11b
24	Brian Robson	Norton / Manx / (499)	Norton	Manx	11b
25	Glen English	Norton / (500)	Norton	(500)	11a
27	Derek Bunning	Matchless / (500)	Matchless	(500)	11b
28	Jimmy May	Norton / Manx / (348)	Norton	Manx	11c
32	Kevin Rushworth	Triumph / (500)	Triumph	(500)	11d
41	Sam Rhodes	Velocette / (500)	Velocette	(500)	11d
42	Andy Hornby	Molnar / Manx / (499)	Molnar	Manx	11a
45	Seb Perez	Norton / Manx / (500)	Norton	Manx	11d
47	Robert Lusk	Matchless / G50 / (500)	Matchless	G50	11b
49	Richard Hann	Norton / Manx / (500)	Norton	Manx	11b
50	George Thomas	Dunnell / Manx / (499)	Dunnell	Manx	11b
54	Cliff Ransley	Norton / Manx / (348)	Norton	Manx	11c
57	Mike Smith	Norton / Manx / (499)	Norton	Manx	11a
60	Roger Skipp	Matchless / G50 / (500)	Matchless	G50	11b
61	Steve Parrott	Norton / Manx / (500)	Norton	Manx	11a
63	Harry Cole	Norton / Manx / (500)	Norton	Manx	11b
64	Chris Bassett	Manx / Norton / (500)	Manx	Norton	11b
67	Gordon Russell	Norton / Dominator / (600)	Norton	Dominator	11d
68	Mike Russell	Norton / Manx / (500)	Norton	Manx	11a
78	Dean Stimpson	Norton / Manx / (500)	Norton	Manx	11a
79	Keith Clarke	Norton / Manx / (500)	Norton	Manx	11a
90	Sam Clews	ACR / Norton / (499)	ACR	Norton	11a
99	Andy Clews	Norton / Manx / (500)	Norton	Manx	11d
125	Mike Farrall	Norton / Manx / (500)	Norton	Manx	11b
134	Adam Wilson	Matchless / G50 / (500)	Matchless	G50	11b
141	Mark George	Norton / Manx / (500)	Norton	Manx	11b
171	Adam Child	Matchless / G50 / (500)	Matchless	G50	11d
209	Mick Baldwin	AJS / 7R / (349)	AJS	7R	11c



DONINGTON Park

3rd - 4th - 5th August 2018



Lansdowne

Qualifying Practice (Lap1.97miles) Results

Document 3.1

Rnk	No.	Class	Rider	Machine	Laps	Best Lap	Mph	In Lap	Gap	Interv.	2nd Best
1	68	11a	Mike Russell	Norton / Manx / (500)	7	1:21.872	87.01	5			1:22.056
2	25	11a	Glen English	Norton / (500)	6	1:23.530	85.28	5	1.658	1.658	1:24.214
3	78	11a	Dean Stimpson	Norton / Manx / (500)	5	1:24.005	84.80	4	2.133	0.475	1:24.549
4	7	11a	Duncan Fitchett	Norton / Manx / (500)	7	1:24.032	84.77	7	2.160	0.027	1:24.312
5	90	11a	Sam Clews	ACR / Norton / (499)	7	1:24.040	84.76	7	2.168	0.008	1:24.357
6	15	11b	Peter Crew	Norton / (500)	7	1:24.703	84.10	4	2.831	0.663	1:25.190
7	6	11a	Chris Firmin	Matchless / G50 / (500)	7	1:24.739	84.06	3	2.867	0.036	1:24.939
8	79	11a	Keith Clarke	Norton / Manx / (500)	5	1:25.239	83.57	5	3.367	0.500	1:26.890
9	64	11b	Chris Bassett	Manx / Norton / (500)	6	1:25.954	82.88	6	4.082	0.715	1:27.168
10	12	11a	Ian Bain	Norton / 30M	7	1:26.501	82.35	7	4.629	0.547	1:26.603
11	42	11a	Andy Hornby	Molnar / Manx / (499)	7	1:27.024	81.86	6	5.152	0.523	1:27.454
12	22	11b	Tony Perkin	Norton / Manx / (500)	6	1:27.172	81.72	5	5.300	0.148	1:29.067
13	50	11b	George Thomas	Dunnell / Manx / (499)	6	1:27.336	81.56	5	5.464	0.164	1:27.450
14	41	11d	Sam Rhodes	Velocette / (500)	7	1:28.348	80.63	4	6.476	1.012	1:28.803
15	57	11a	Mike Smith	Norton / Manx / (499)	3	1:28.389	80.59	3	6.517	0.041	6:03.896
16	49	11b	Richard Hann	Norton / Manx / (500)	6	1:28.738	80.28	6	6.866	0.349	1:29.120
17	125	11b	Mike Farrall	Norton / Manx / (500)	5	1:30.876	78.39	5	9.004	2.138	1:32.405
18	61	11a	Steve Parrott	Norton / Manx / (500)	6	1:31.160	78.14	5	9.288	0.284	1:31.302
19	99	11d	Andy Clews	Norton / Manx / (500)	6	1:31.215	78.10	6	9.343	0.055	1:31.645
20	17	11b	Stuart Tonge	Norton / Manx / (500)	4	1:31.923	77.49	4	10.051	0.708	1:32.344
21	63	11b	Harry Cole	Norton / Manx / (500)	6	1:32.586	76.94	4	10.714	0.663	1:32.838
22	5	11b	Ian Lucas	Norton / Manx / (499)	6	1:32.722	76.83	6	10.850	0.136	1:33.785
23	16	11b	Roger Munsey	Norton / Domiracer / (500)	6	1:32.760	76.79	6	10.888	0.038	1:32.803
24	27	11b	Derek Bunning	Matchless / (500)	6	1:33.755	75.98	5	11.883	0.995	1:34.819
25	171	11d	Adam Child	Matchless / G50 / (500)	3	1:34.139	75.67	3	12.267	0.384	1:37.018
26	24	11b	Brian Robson	Norton / Manx / (499)	6	1:34.295	75.54	5	12.423	0.156	1:35.055
27	47	11b	Robert Lusk	Matchless / G50 / (500)	5	1:35.047	74.95	5	13.175	0.752	1:35.999
28	134	11b	Adam Wilson	Matchless / G50 / (500)	6	1:35.914	74.27	6	14.042	0.867	1:36.088
29	4	11d	Charlie Mason	Rudge / (500)	5	1:35.966	74.23	5	14.094	0.052	1:36.081
30	67	11d	Gordon Russell	Norton / Dominator / (600)	6	1:36.097	74.13	3	14.225	0.131	1:36.097
31	32	11d	Kevin Rushworth	Triumph / (500)	3	1:38.098	72.62	3	16.226	2.001	1:39.228
32	11	11c	Tony Raynor	Norton / Manx / (350)	6	1:38.478	72.34	4	16.606	0.380	1:38.545
33	45	11d	Seb Perez	Norton / Manx / (500)	6	1:41.032	70.51	5	19.160	2.554	1:41.143
34	28	11c	Jimmy May	Norton / Manx / (348)	6	1:41.343	70.29	4	19.471	0.311	1:41.842
35	209	11c	Mick Baldwin	AJS / 7R / (349)	6	1:42.216	69.69	3	20.344	0.873	1:43.198
36	60	11b	Roger Skipp	Matchless / G50 / (500)	5	1:43.790	68.63	5	21.918	1.574	1:45.259
37	54	11c	Cliff Ransley	Norton / Manx / (348)	4	1:44.345	68.27	2	22.473	0.555	1:44.941

No 17 & 171 - No Transponder

Start Time : 03/08 - 09:28:36 / Flag Time : 09:38:37 / End Time : 09:39:47

Best Lap : No.68 Mike Russell

1:21.872 87.01 Mph

Weather : Cloudy Air : 19°C Track : Dry

Donington Park (GB) 03-05/08/2018

Page 1 / 1

Sports Timing Services

Apex Timing





DONINGTON Park

3rd - 4th - 5th August 2018

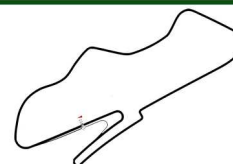


Lansdowne

Qualifying Practice (Lap 1.97 miles) Analysis

For information purposes. No official / regulatory value

Laps	Lap Time	Laps	Lap Time	Laps	Lap Time
No.4 Charlie Mason		No.16 Roger Munsey		No.32 Kevin Rushworth	
1		6	1:25.190	1	
2	1:45.381	7	1:25.876	2	1:39.228
3	1:39.987	No.17 Stuart Tonge		3	1:38.098
4	1:36.081	1		No.41 Sam Rhodes	
5	1:35.966	2	1:35.234	1	
No.5 Ian Lucas		3	1:33.774	2	1:30.318
1		4	1:34.039	3	1:29.626
2	1:40.900	5	1:32.803	4	1:28.348
3	1:36.310	6	1:32.760	5	1:28.803
4	1:35.078	No.22 Tony Perkin		6	1:31.288
5	1:33.785	1		7	1:30.024
6	1:32.722	2	1:32.344	No.42 Andy Hornby	
No.6 Chris Firmin		3	3:00.880	1	
1		4	1:31.923	2	1:32.608
2	1:27.715	No.24 Brian Robson		3	1:30.117
3	1:24.739	1		4	1:28.376
4	1:25.281	2	1:33.575	5	1:27.454
5	1:24.939	3	1:30.442	6	1:27.024
6	1:25.687	4	1:29.750	7	1:27.482
7	1:25.390	5	1:27.172	No.45 Seb Perez	
No.7 Duncan Fitchett		6	1:29.067	1	
1		No.25 Glen English		2	1:47.227
2	1:27.543	1		3	1:45.503
3	1:25.315	2	1:37.417	4	1:43.510
4	1:24.312	3	1:35.634	5	1:41.032
5	1:24.961	4	1:35.569	6	1:41.143
6	1:24.889	5	1:34.295	No.47 Robert Lusk	
7	1:24.032	6	1:35.055	1	
No.11 Tony Raynor		No.27 Derek Bunning		2	1:38.326
1		1		3	1:37.368
2	1:41.415	2	1:37.598	4	1:35.999
3	1:38.545	3	1:36.173	5	1:35.047
4	1:38.478	4	1:35.472	No.49 Richard Hann	
5	1:38.706	5	1:33.755	1	
6	1:40.322	6	1:34.819	2	1:32.970
No.12 Ian Bain		No.28 Jimmy May		3	1:31.002
1		1		4	1:30.848
2	1:30.593	2	1:44.877	5	1:29.120
3	1:27.732	3	1:43.062	6	1:28.738
4	1:26.603	4	1:41.343	No.50 George Thomas	
5	1:27.061	5	1:41.842	1	
6	1:26.766	6	1:42.864	2	1:31.448
7	1:26.501	No.54 Cliff Ransley		3	1:28.627
No.15 Peter Crew				4	1:27.450
1				5	1:27.336
2	1:27.870			6	1:28.757
3	1:25.580			No.54 Cliff Ransley	
4	1:24.703			1	
5	1:25.216			2	1:44.345



Lansdowne

Qualifying Practice (Lap1.97miles) Analysis

For information purposes. No official / regulatory value

Laps	Lap Time
3	1:44.941
4	IN 2:03.661
No.57 Mike Smith	
1	IN
2	6:03.896
3	1:28.389
No.60 Roger Skipp	
1	
2	1:48.575
3	1:46.379
4	1:45.259
5	1:43.790
No.61 Steve Parrott	
1	
2	1:38.507
3	1:32.885
4	1:32.081
5	1:31.160
6	1:31.302
No.63 Harry Cole	
1	
2	1:40.250
3	1:32.838
4	1:32.586
5	1:35.650
6	2:04.384
No.64 Chris Bassett	
1	
2	1:34.085
3	1:30.920
4	1:27.471
5	1:27.168
6	1:25.954
No.67 Gordon Russell	
1	
2	1:38.292
3	1:36.097
4	1:37.120
5	1:36.097
6	1:37.519
No.68 Mike Russell	
1	
2	1:29.098
3	1:24.524
4	1:23.011
5	1:21.872
6	1:22.330
7	1:22.056
No.78 Dean Stimpson	
1	

Laps	Lap Time
2	1:27.513
3	1:24.553
4	1:24.005
5	1:24.549
No.79 Keith Clarke	
1	
2	1:27.812
3	1:26.890
4	1:27.199
5	1:25.239
No.90 Sam Clews	
1	
2	1:26.680
3	1:25.234
4	1:24.982
5	1:26.137
6	1:24.357
7	1:24.040
No.99 Andy Clews	
1	
2	1:37.281
3	1:32.698
4	1:32.071
5	1:31.645
6	1:31.215
No.125 Mike Farrall	
1	
2	1:35.423
3	1:33.267
4	1:32.405
5	1:30.876
No.134 Adam Wilson	
1	
2	1:39.677
3	1:56.682
4	1:38.687
5	1:36.088
6	1:35.914
No.171 Adam Child	
1	
2	1:37.018
3	1:34.139
No.209 Mick Baldwin	
1	
2	1:43.198
3	1:42.216
4	1:43.978
5	1:43.352
6	1:44.899



DONINGTON Park

3rd - 4th - 5th August 2018



Lansdowne

Race 2 (Lap1.97miles) Starting Grid

Document 4.1

POLE POSITION

1	68 Mike Russell Norton / Manx / (500)	25 Glen English Norton / (500)	78 Dean Stimpson Norton / Manx / (500)
2	7 Duncan Fitchett Norton / Manx / (500)	90 Sam Clews ACR / Norton / (499)	15 Peter Crew Norton / (500)
3	6 Chris Firmin Matchless / G50 / (500)	79 Keith Clarke Norton / Manx / (500)	64 Chris Bassett Manx / Norton / (500)
4	12 Ian Bain Norton / 30M	42 Andy Hornby Molnar / Manx / (499)	22 Tony Perkin Norton / Manx / (500)
5	X	50 George Thomas Dunnell / Manx / (499)	41 Sam Rhodes Velocette / (500)
6	57 Mike Smith Norton / Manx / (499)	49 Richard Hann Norton / Manx / (500)	125 Mike Farrall Norton / Manx / (500)
7	61 Steve Parrott Norton / Manx / (500)	99 Andy Clews Norton / Manx / (500)	17 Stuart Tonge Norton / Manx / (500)
8	63 Harry Cole Norton / Manx / (500)	5 Ian Lucas Norton / Manx / (499)	16 Roger Munsey Norton / Domiracer / (500)
9	27 Derek Bunning Matchless / (500)	171 Adam Child Matchless / G50 / (500)	24 Brian Robson Norton / Manx / (499)
10	47 Robert Lusk Matchless / G50 / (500)	134 Adam Wilson Matchless / G50 / (500)	4 Charlie Mason Rudge / (500)
11	67 Gordon Russell Norton / Dominator / (600)	32 Kevin Rushworth Triumph / (500)	11 Tony Raynor Norton / Manx / (350)
12	45 Seb Perez Norton / Manx / (500)	28 Jimmy May Norton / Manx / (348)	209 Mick Baldwin AJS / 7R / (349)
13	60 Roger Skipp Matchless / G50 / (500)	54 Cliff Ransley Norton / Manx / (348)	52 Robin Stokes Norton / (500)
14	141 Mark George Norton / Manx / (500)		

Start : 03/08 - 13:49 9 Laps = 28.656 Km

Donington Park (GB) 03-05/08/2018

Sports Timing Services

Page 1 / 1

Apex Timing





DONINGTON Park

3rd - 4th - 5th August 2018



Lansdowne

Race 2 (Lap1.97miles) Results

Document 5

Rnk	No.	Class	Rnk	Rider	Machine	Laps	Time	Mph	Gap	Interv.	Best Lap	Mph	In Lap	Mph	2nd Best
1	78	11a	1	Dean Stimpson	Norton / Manx / (500)	9	12:25.051	86.05			1:21.694	87.20	3	87.20	1:21.775
2	90	11a	2	Sam Clews	ACR / Norton / (499)	9	12:35.300	84.88	10.249	10.249	1:22.048	86.82	3	86.82	1:22.157
3	25	11a	3	Glen English	Norton / (500)	9	12:40.083	84.35	15.032	4.783	1:22.650	86.19	2	86.19	1:23.092
4	6	11a	4	Chris Firmin	Matchless / G50 / (500)	9	12:40.273	84.33	15.222	0.190	1:23.421	85.39	9	85.39	1:23.534
5	15	11b	1	Peter Crew	Norton / (500)	9	12:42.400	84.09	17.349	2.127	1:23.715	85.09	9	85.09	1:23.870
6	57	11a	5	Mike Smith	Norton / Manx / (499)	9	12:44.066	83.91	19.015	1.666	1:23.646	85.16	8	85.16	1:23.665
7	12	11a	6	Ian Bain	Norton / 30M	9	12:48.209	83.46	23.158	4.143	1:24.291	84.51	8	84.51	1:24.302
8	64	11b	2	Chris Bassett	Manx / Norton / (500)	9	12:49.435	83.32	24.384	1.226	1:23.670	85.14	4	85.14	1:24.481
9	79	11a	7	Keith Clarke	Norton / Manx / (500)	9	12:49.602	83.31	24.551	0.167	1:24.107	84.70	5	84.70	1:24.340
10	42	11a	8	Andy Hornby	Molnar / Manx / (499)	9	12:54.743	82.75	29.692	5.141	1:23.897	84.91	4	84.91	1:24.257
11	50	11b	3	George Thomas	Dunnell / Manx / (499)	9	13:11.992	80.95	46.941	17.249	1:26.116	82.72	4	82.72	1:26.371
12	49	11b	4	Richard Hann	Norton / Manx / (500)	9	13:26.300	79.51	1:01.249	14.308	1:27.933	81.01	2	81.01	1:28.754
13	22	11b	5	Tony Perkin	Norton / Manx / (500)	9	13:27.156	79.43	1:02.105	0.856	1:25.653	83.17	3	83.17	1:25.733
14	41	11d	1	Sam Rhodes	Velocette / (500)	9	13:29.717	79.18	1:04.666	2.561	1:28.537	80.46	2	80.46	1:28.848
15	125	11b	6	Mike Farrall	Norton / Manx / (500)	9	13:30.063	79.14	1:05.012	0.346	1:27.549	81.37	8	81.37	1:28.372
16	17	11b	7	Stuart Tonge	Norton / Manx / (500)	9	13:30.889	79.06	1:05.838	0.826	1:27.968	80.98	8	80.98	1:28.651
17	61	11a	9	Steve Parrott	Norton / Manx / (500)	9	13:31.903	78.96	1:06.852	1.014	1:27.939	81.00	8	81.00	1:28.800
18	171	11d	2	Adam Child	Matchless / G50 / (500)	9	13:48.792	77.36	1:23.741	16.889	1:30.130	79.04	3	79.04	1:30.152
19	52	11b	8	Robin Stokes	Norton / (500)	9	13:49.277	77.31	1:24.226	0.485	1:29.070	79.98	7	79.98	1:29.957
20	4	11d	3	Charlie Mason	Rudge / (500)	9	13:55.276	76.75	1:30.225	5.999	1:30.500	78.71	7	78.71	1:30.572
21	99	11d	4	Andy Clews	Norton / Manx / (500)	8	12:26.977	76.29	1 Lap	1 Lap	1:31.590	77.78	2	77.78	1:31.655
22	63	11b	9	Harry Cole	Norton / Manx / (500)	8	12:27.623	76.23	1 Lap	0.646	1:31.662	77.71	5	77.71	1:31.761
23	24	11b	10	Brian Robson	Norton / Manx / (499)	8	12:28.084	76.18	1 Lap	0.461	1:31.200	78.11	7	78.11	1:31.688
24	16	11b	11	Roger Munsey	Norton / Dominator / (500)	8	12:32.631	75.72	1 Lap	4.547	1:32.557	76.96	5	76.96	1:33.228
25	27	11b	12	Derek Bunning	Matchless / (500)	8	12:35.722	75.41	1 Lap	3.091	1:33.084	76.53	7	76.53	1:33.088
26	5	11b	13	Ian Lucas	Norton / Manx / (499)	8	12:42.200	74.77	1 Lap	6.478	1:32.693	76.85	7	76.85	1:32.957
27	134	11b	14	Adam Wilson	Matchless / G50 / (500)	8	12:49.516	74.06	1 Lap	7.316	1:32.476	77.03	8	77.03	1:34.042
28	47	11b	15	Robert Lusk	Matchless / G50 / (500)	8	13:02.741	72.81	1 Lap	13.225	1:34.412	75.45	4	75.45	1:35.878
29	141	11b	16	Mark George	Norton / Manx / (500)	8	13:02.764	72.80	1 Lap	0.023	1:35.122	74.89	5	74.89	1:35.248
30	45	11d	5	Seb Perez	Norton / Manx / (500)	8	13:16.052	71.59	1 Lap	13.288	1:37.785	72.85	3	72.85	1:37.907
31	54	11c	1	Cliff Ransley	Norton / Manx / (348)	8	13:18.849	71.34	1 Lap	2.797	1:37.844	72.80	7	72.80	1:38.231
32	11	11c	2	Tony Raynor	Norton / Manx / (350)	8	13:29.855	70.37	1 Lap	11.006	1:38.498	72.32	7	72.32	1:38.831
33	209	11c	3	Mick Baldwin	AJS / 7R / (349)	8	13:30.462	70.31	1 Lap	0.607	1:38.377	72.41	7	72.41	1:38.679
34	28	11c	4	Jimmy May	Norton / Manx / (348)	8	13:34.521	69.96	1 Lap	4.059	1:38.917	72.01	7	72.01	1:39.313
35	60	11b	17	Roger Skipp	Matchless / G50 / (500)	8	13:39.823	69.51	1 Lap	5.302	1:39.954	71.27	8	71.27	1:40.108

Not Classified

7	11a		Duncan Fitchett	Norton / Manx / (500)	8	11:19.724	83.84	Retired			1:23.722	85.09	3	85.09	1:23.960
68	11a		Mike Russell	Norton / Manx / (500)	5	6:51.661	86.52	Retired			1:21.248	87.68	5	87.68	1:21.332
32	11d		Kevin Rushworth	Triumph / (500)	3	5:01.431	70.90	Retired			1:36.872	73.53	2	73.53	1:42.026
67	11d		Gordon Russell	Norton / Dominator / (600)	2	3:22.232	70.45	Retired			1:37.301	73.21	2	73.21	4:59.712

11a - Best Lap : No.68 Mike Russell - 1:21.248 / 92.5% of Race Winner's Speed :79.60 Mph

11b - Best Lap : No.64 Chris Bassett - 1:23.670 / 92.5% of Race Winner's Speed :77.78 Mph

11d - Best Lap : No.41 Sam Rhodes - 1:28.537 / 92.5% of Race Winner's Speed :73.24 Mph

11c - Best Lap : No.54 Cliff Ransley - 1:37.844 / 92.5% of Race Winner's Speed :65.99 Mph

Leaders : No.68 Mike Russell (1-5) / No.78 Dean Stimpson (6-9)

Start Time : 03/08 - 14:15:21 / Flag Time : 14:27:46 / End Time : 14:29:16

Best Lap : No.68 Mike Russell 1:21.248 87.68 Mph

Weather : Cloudy Air : 19°C Track : Dry

Previous Event Record : No.68 Mike Russell 1:21.872 87.01 Mph



DONINGTON Park

3rd - 4th - 5th August 2018



Lansdowne

Race 2 (Lap1.97miles) Lap Chart

For information purposes. No official / regulatory value

	1	2	3	4	5	6	7	8	9	10	11	12	13	14	15	16	17	18	19	20	21	22	23	24	25	26	27	28	29	30	31	32	33	34	35	36	37	38	39	40														
Grid	68	25	78	X	90	15	X	79	64	12	42	22	X	50	41	57	49	125	61	99	17	63	X	16	27	171	24	47	134	X	67	32	X	45	26	209	60	54	52	141														
Start																																																						
Lap 1 Interval	68	25	78	90	6	7	15	12	50	42	64	79	57	22	49	41	17	125	99	61	16	171	27	63	32	24	52	4	5	47	67	134	141	141	54	45	209	11	60	28														
	0.3	0.1	0.5	0.8	0.9	0.6	1.4	0.1	0.3	0.0	0.1	0.2	0.5	0.9	1.5	2.3	0.0	1.3	0.1	0.6	1.2	0.0	1.9	0.3	0.1	0.5	0.2	0.4	0.2	0.6	0.1	0.4	0.4	1.3	0.5	0.7	1.6	1.4	0.1															
Lap 2	68	78	25	90	6	7	15	12	57	42	79	64	50	22	49	41	125	17	61	99	171	16	27	63	24	52	4	32	5	47	134	141	67	54	45	209	11	60	28															
	0.3	0.7	0.4	2.4	1.1	0.4	2.0	0.3	0.1	0.2	0.8	0.5	1.0	2.5	2.1	4.3	0.3	0.9	1.1	0.9	1.9	1.5	0.5	0.7	0.2	1.0	2.7	0.5	0.7	0.0	1.1	0.2	3.3	0.3	0.9	2.8	4.0	0.3																
Lap 3	68	78	90	25	6	7	15	57	12	42	79	64	22	50	49	41	17	125	61	171	99	16	52	63	27	24	4	5	47	134	141	32	45	209	54	11	28	60																
	0.2	1.5	0.6	3.5	1.1	0.8	2.2	0.0	0.4	0.2	0.9	2.8	0.4	5.3	2.5	5.1	0.2	0.6	2.5	0.6	4.7	0.4	1.1	0.4	0.2	0.3	8.4	1.6	0.2	0.2	2.0	2.2	2.5	0.3	3.6	5.3	0.6																	
Lap 4	68	78	90	25	6	7	15	57	12	42	64	79	22	50	49	41	125	17	61	171	99	52	16	63	24	4	27	5	47	134	141	45	54	209	11	28	60																	
	0.6	1.9	2.0	3.9	1.5	0.8	1.6	0.7	0.0	1.0	0.1	4.7	0.8	8.0	2.6	4.9	0.3	0.9	3.8	2.9	4.3	0.9	0.2	0.4	0.2	1.4	8.8	2.6	0.1	1.2	7.5	3.4	1.8	3.0	4.8	1.6																		
Lap 5	68	78	90	25	6	7	15	57	12	42	79	64	50	49	41	125	17	61	22	171	99	52	63	4	16	24	27	5	134	47	141	45	54	209	11	28	60																	
	1.5	3.2	3.3	2.6	1.9	0.7	2.0	1.0	0.0	0.7	0.4	7.3	10.5	3.0	4.8	0.3	0.5	1.7	5.1	5.2	0.2	2.9	0.3	0.2	0.1	3.0	8.4	5.2	0.2	0.6	10.8	3.7	5.7	0.9	5.0	1.1																		
Lap 6	78	90	25	6	7	15	57	12	79	42	64	50	49	41	125	17	61	22	171	52	99	4	63	24	16	27	5	134	47	141	45	54	11	209	28	60																		
	4.0	5.3	1.3	2.8	0.0	1.6	1.9	0.5	0.0	0.4	9.0	12.3	4.0	3.9	0.3	0.4	0.8	9.1	4.6	2.1	1.5	0.6	0.7	0.3	4.2	7.0	6.4	2.1	0.8	14.0	2.5	9.9	0.5	2.2	3.0																			
Lap 7	78	90	25	6	15	7	57	12	42	79	64	50	49	41	17	22	125	61	171	52	99	4	63	24	16	27	5	134	47	141	45	54	11	209	28	60																		
	5.1	7.0	0.2	2.3	0.3	1.1	3.2	0.0	0.0	0.4	12.4	12.7	5.2	2.9	0.1	0.3	0.7	12.5	1.7	4.8	0.2	1.9	0.2	3.1	3.4	6.6	7.7	6.1	0.1	14.5	2.4	10.6	0.4	2.7	5.5																			
Lap 8	78	90	25	6	15	57	X	12	42	79	64	50	49	41	22	17	125	61	171	52	4	99	63	24	16	27	X	134	47	141	45	54	X	209	28	60																		
	7.1	7.2	0.1	1.8	0.9	0.0	3.8	0.6	0.0	0.2	17.2	13.5	4.4	0.5	0.9	0.1	1.1	16.1	0.3	5.6	2.2	0.6	0.4	4.5	3.0	6.4	7.3	13.2	0.0	13.2	2.7	11.0	0.6	4.0	5.3																			
Lap 9	78	90	25	6	15	57	12	64	79	42	50	49	22	41	125	17	61	171	52	4																																		
	10.2	4.7	0.1	2.1	1.6	4.1	1.2	0.1	5.1	17.2	14.3	0.8	2.5	0.3	0.8	1.0	16.8	0.4	5.9																																			





DONINGTON Park

3rd - 4th - 5th August 2018



Lansdowne

Race 2 (Lap1.97miles) Analysis

For information purposes. No official / regulatory value

Laps	Lap Time	Laps	Lap Time	Laps	Lap Time
No.4 Charlie Mason		3	1:24.302	4	1:31.688
1	4:58.681	4	1:24.368	5	1:32.008
2	1:33.175	5	1:24.530	6	1:32.788
3	1:32.129	6	1:25.568	7	1:31.200
4	1:31.511	7	1:25.506	8	1:32.013
5	1:31.377	8	1:24.291	No.25 Glen English	
6	1:31.782	9	1:24.666	1	3:02.133
7	1:30.500	No.15 Peter Crew		2	1:22.650
8	1:30.751	1	3:01.721	3	1:23.092
9	1:30.572	2	1:23.971	4	1:23.561
No.5 Ian Lucas		3	1:24.127	5	1:24.839
1	5:00.855	4	1:24.254	6	1:26.034
2	1:35.956	5	1:23.870	7	1:25.959
3	1:37.277	6	1:24.996	8	1:24.882
4	1:33.377	7	1:24.334	9	1:23.331
5	1:32.995	8	1:24.196	No.27 Derek Bunning	
6	1:32.967	9	1:23.715	1	4:56.558
7	1:32.693	No.16 Roger Munsey		2	1:33.946
8	1:32.957	1	4:56.760	3	1:33.977
No.6 Chris Firmin		2	1:33.616	4	1:33.622
1	3:02.703	3	1:33.565	5	1:33.356
2	1:23.914	4	1:33.228	6	1:34.444
3	1:23.815	5	1:32.557	7	1:33.084
4	1:23.944	6	1:33.312	8	1:33.088
5	1:23.534	7	1:33.920	No.28 Jimmy May	
6	1:24.781	8	1:33.458	1	5:05.115
7	1:24.860	No.17 Stuart Tonge		2	1:42.635
8	1:24.698	1	2:52.817	3	1:41.518
9	1:23.421	2	1:30.981	4	1:39.842
No.7 Duncan Fitchett		3	1:29.618	5	1:40.667
1	3:01.682	4	1:29.008	6	1:39.313
2	1:24.148	5	1:29.261	7	1:38.917
3	1:23.722	6	1:29.024	8	1:40.246
4	1:24.345	7	1:28.651	No.32 Kevin Rushworth	
5	1:23.960	8	1:27.968	1	4:57.240
6	1:25.676	9	1:29.658	2	1:36.872
7	1:24.729	No.22 Tony Perkin		3	1:42.026
8	1:24.873	1	2:50.681	No.41 Sam Rhodes	
No.11 Tony Raynor		2	1:26.356	1	2:55.501
1	5:03.894	3	1:25.653	2	1:28.537
2	1:39.803	4	1:25.733	3	1:29.248
3	1:40.589	5	1:48.257	4	1:28.848
4	1:40.300	6	1:28.157	5	1:29.393
5	1:40.526	7	1:27.424	6	1:29.895
6	1:41.485	8	1:26.906	7	1:29.965
7	1:38.498	9	1:26.854	8	1:29.445
8	1:38.831	No.24 Brian Robson		9	1:30.006
No.12 Ian Bain		1	4:58.883	No.42 Andy Hornby	
1	2:48.271	2	1:32.704	1	2:52.513
2	1:24.604	3	1:32.965	2	1:24.575



DONINGTON Park

3rd - 4th - 5th August 2018



Lansdowne

Race 2 (Lap1.97miles) Analysis

For information purposes. No official / regulatory value

Laps	Lap Time	Laps	Lap Time	Laps	Lap Time
3	1:24.257	5	1:29.957	7	1:31.761
4	1:23.897	6	1:31.436	8	1:31.768
5	1:24.558	7	1:29.070	No.64 Chris Bassett	
6	1:26.143	8	1:30.159	1	2:59.363
7	1:24.918	9	1:30.258	2	1:25.575
8	1:24.879	No.54 Cliff Ransley		3	1:24.481
9	1:30.580	1	4:58.189	4	1:23.670
No.45 Seb Perez		2	1:38.693	5	1:24.681
1	4:59.163	3	1:40.968	6	1:25.461
2	1:38.471	4	1:39.082	7	1:24.978
3	1:37.785	5	1:38.674	8	1:24.671
4	1:38.491	6	1:38.231	9	1:24.968
5	1:38.371	7	1:37.844	No.67 Gordon Russell	
6	1:39.475	8	1:38.470	1	4:59.712
7	1:37.907	No.57 Mike Smith		2	1:37.301
8	1:38.115	1	2:52.711	No.68 Mike Russell	
No.47 Robert Lusk		2	1:24.029	1	3:02.430
1	4:58.763	3	1:23.907	2	1:21.913
2	1:36.486	4	1:23.665	3	1:21.810
3	1:38.110	5	1:24.249	4	1:21.332
4	1:34.412	6	1:24.679	5	1:21.248
5	1:35.878	7	1:24.138	No.78 Dean Stimpson	
6	1:35.990	8	1:23.646	1	3:01.237
7	1:38.085	9	1:24.438	2	1:21.775
8	1:39.543	No.60 Roger Skipp		3	1:21.694
No.49 Richard Hann		1	5:03.598	4	1:21.775
1	2:49.612	2	1:42.405	5	1:22.136
2	1:27.933	3	1:42.508	6	1:23.307
3	1:28.885	4	1:40.876	7	1:23.169
4	1:28.754	5	1:40.108	8	1:22.636
5	1:28.945	6	1:41.224	9	1:22.706
6	1:28.898	7	1:41.488	No.79 Keith Clarke	
7	1:28.809	8	1:39.954	1	2:55.634
8	1:30.274	No.61 Steve Parrott		2	1:24.600
9	1:31.001	1	2:55.384	3	1:24.340
No.50 George Thomas		2	1:30.308	4	1:24.787
1	2:56.179	3	1:29.608	5	1:24.107
2	1:26.500	4	1:29.080	6	1:25.335
3	1:27.183	5	1:28.800	7	1:25.098
4	1:26.116	6	1:28.999	8	1:24.852
5	1:26.371	7	1:29.417	9	1:25.369
6	1:27.137	8	1:27.939	No.90 Sam Clews	
7	1:28.385	9	1:29.447	1	3:02.228
8	1:29.485	No.63 Harry Cole		2	1:22.348
9	1:30.242	1	5:23.996	3	1:22.048
No.52 Robin Stokes		2	1:32.531	4	1:22.157
1	4:56.190	3	1:33.004	5	1:23.508
2	1:32.406	4	1:31.960	6	1:24.068
3	1:30.962	5	1:31.662	7	1:24.274
4	1:31.798	6	1:32.759	8	1:24.652



Lansdowne

Race 2 (Lap1.97miles) Analysis

For information purposes. No official / regulatory value

Laps	Lap Time
9	1:25.797
No.99 Andy Clews	
1	2:53.703
2	1:31.590
3	1:31.655
4	1:32.632
5	1:34.127
6	1:33.797
7	1:31.798
8	1:33.240

Laps	Lap Time
2	1:38.679
3	1:39.414
4	1:41.271
5	1:42.584
6	1:43.011
7	1:38.377
8	1:38.981

No.125 Mike Farrall	
1	2:50.712
2	1:30.503
3	1:30.252
4	1:28.372
5	1:29.293
6	1:29.033
7	1:29.528
8	1:27.549
9	1:28.720

No.134 Adam Wilson	
1	4:59.825
2	1:35.702
3	1:38.290
4	1:34.251
5	1:35.502
6	1:34.140
7	1:34.042
8	1:32.476

No.141 Mark George	
1	4:56.747
2	1:36.444
3	1:37.382
4	1:35.248
5	1:35.122
6	1:36.221
7	1:37.376
8	1:39.414

No.171 Adam Child	
1	4:55.466
2	1:30.436
3	1:30.130
4	1:30.343
5	1:31.804
6	1:32.178
7	1:32.015
8	1:31.532
9	1:30.152

No.209 Mick Baldwin	
1	5:01.314



Lansdowne

**Race 14 (Lap1.97miles)
Starting Grid**

Document 6

Subject to scrutineering & sporting investigations

POLE POSITION

1	68 Mike Russell Norton / Manx / (500)	25 Glen English Norton / (500)	78 Dean Stimpson Norton / Manx / (500)
2	7 Duncan Fitchett Norton / Manx / (500)	90 Sam Clews ACR / Norton / (499)	15 Peter Crew Norton / (500)
3	6 Chris Firmin Matchless / G50 / (500)	79 Keith Clarke Norton / Manx / (500)	64 Chris Bassett Manx / Norton / (500)
4	12 Ian Bain Norton / 30M	42 Andy Hornby Molnar / Manx / (499)	22 Tony Perkin Norton / Manx / (500)
5	X	50 George Thomas Dunnell / Manx / (499)	41 Sam Rhodes Velocette / (500)
6	57 Mike Smith Norton / Manx / (499)	49 Richard Hann Norton / Manx / (500)	125 Mike Farrall Norton / Manx / (500)
7	61 Steve Parrott Norton / Manx / (500)	99 Andy Clews Norton / Manx / (500)	17 Stuart Tonge Norton / Manx / (500)
8	63 Harry Cole Norton / Manx / (500)	5 Ian Lucas Norton / Manx / (499)	16 Roger Munsey Norton / Domiracer / (500)
9	27 Derek Bunning Matchless / (500)	171 Adam Child Matchless / G50 / (500)	24 Brian Robson Norton / Manx / (499)
10	47 Robert Lusk Matchless / G50 / (500)	134 Adam Wilson Matchless / G50 / (500)	4 Charlie Mason Rudge / (500)
11	67 Gordon Russell Norton / Dominator / (600)	32 Kevin Rushworth Triumph / (500)	11 Tony Raynor Norton / Manx / (350)
12	45 Seb Perez Norton / Manx / (500)	28 Jimmy May Norton / Manx / (348)	209 Mick Baldwin AJS / 7R / (349)
13	60 Roger Skipp Matchless / G50 / (500)	54 Cliff Ransley Norton / Manx / (348)	52 Robin Stokes Norton / (500)
14	141 Mark George Norton / Manx / (500)		

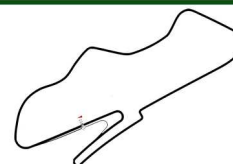
Start : 04/08 - 09:40 9 Laps = 28.656 Km





DONINGTON Park

3rd - 4th - 5th August 2018



Lansdowne

Race 14 (Lap1.97miles) Results

Document 8

Subject to scrutineering & sporting investigations

Rnk	No.	Class	Rnk	Rider	Machine	Laps	Time	Mph	Gap	Interv.	Best Lap	Mph	In Lap	Mph	2nd Best
1	▲2	78	11a	1	Dean Stimpson	Norton / Manx / (500)	9	12:27.227	85.80		1:21.607	87.29	5	87.29	1:21.717
2	=	25	11a	2	Glen English	Norton / (500)	9	12:36.380	84.76	9.153	1:23.070	85.75	3	85.75	1:23.247
3	▲2	90	11a	3	Sam Clews	ACR / Norton / (499)	9	12:37.034	84.69	9.807	1:23.005	85.82	3	85.82	1:23.178
4	▲12	57	11a	4	Mike Smith	Norton / Manx / (499)	9	12:43.600	83.96	16.373	1:23.609	85.20	9	85.20	1:23.712
5	▲1	15	11b	1	Peter Crew	Norton / (500)	9	12:44.511	83.86	17.284	1:23.770	85.04	7	85.04	1:23.875
6	▲2	79	11a	5	Keith Clarke	Norton / Manx / (500)	9	12:44.646	83.85	17.419	1:23.374	85.44	7	85.44	1:23.804
7	=	6	11a	6	Chris Firmin	Matchless / G50 / (500)	9	12:59.392	82.26	32.165	1:24.650	84.15	5	84.15	1:24.722
8	▲6	50	11b	2	George Thomas	Dunnell / Manx / (499)	9	13:04.073	81.77	36.846	1:25.796	83.03	3	83.03	1:25.818
9	▲1	12	11a	7	Ian Bain	Norton / 30M	9	13:04.214	81.75	36.987	1:25.584	83.23	4	83.23	1:26.027
10	▲1	42	11a	8	Andy Hornby	Molnar / Manx / (499)	9	13:04.236	81.75	37.009	1:25.630	83.19	9	83.19	1:26.276
11	▼7	7	11a	9	Duncan Fitchett	Norton / Manx / (500)	9	13:10.175	81.14	42.948	1:26.684	82.18	7	82.18	1:26.713
12	=	22	11b	3	Tony Perkin	Norton / Manx / (500)	9	13:11.414	81.01	44.187	1:26.798	82.07	7	82.07	1:27.089
13	▲8	17	11b	4	Stuart Tonge	Norton / Manx / (500)	9	13:21.047	80.03	53.820	1:27.423	81.48	7	81.48	1:27.471
14	▲5	61	11a	10	Steve Parrott	Norton / Manx / (500)	9	13:22.035	79.94	54.808	1:26.717	82.15	5	82.15	1:27.647
15	=	41	11d	1	Sam Rhodes	Velocette / (500)	9	13:29.597	79.19	1:02.370	1:28.406	80.58	5	80.58	1:28.648
16	▲2	125	11b	5	Mike Farrall	Norton / Manx / (500)	9	13:33.588	78.80	1:06.361	1:28.249	80.72	9	80.72	1:28.696
17	=	49	11b	6	Richard Hann	Norton / Manx / (500)	9	13:46.527	77.57	1:19.300	1:27.137	81.75	5	81.75	1:27.593
18	▲12	4	11d	2	Charlie Mason	Rudge / (500)	9	13:49.989	77.24	1:22.762	1:30.633	78.60	5	78.60	1:30.895
19	▲3	63	11b	7	Harry Cole	Norton / Manx / (500)	9	13:51.836	77.07	1:24.609	1:31.034	78.25	4	78.25	1:31.138
20	▲4	16	11b	8	Roger Munsey	Norton / Domiracer / (500)	8	12:27.087	76.28	1 Lap	1:31.640	77.73	8	77.73	1:31.745
21	▲6	24	11b	9	Brian Robson	Norton / Manx / (499)	8	12:27.213	76.27	1 Lap	1:31.030	78.25	6	78.25	1:31.816
22	▲3	27	11b	10	Derek Bunning	Matchless / (500)	8	12:38.025	75.18	1 Lap	1:33.095	76.52	5	76.52	1:33.166
23	▲17	141	11b	11	Mark George	Norton / Manx / (500)	8	12:46.670	74.33	1 Lap	1:33.510	76.18	7	76.18	1:34.016
24	▲5	134	11b	12	Adam Wilson	Matchless / G50 / (500)	8	12:52.905	73.73	1 Lap	1:32.491	77.02	2	77.02	1:33.486
25	▲7	32	11d	3	Kevin Rushworth	Triumph / (500)	8	13:11.700	71.98	1 Lap	1:37.586	73.00	4	73.00	1:37.746
26	▲8	45	11d	4	Seb Perez	Norton / Manx / (500)	8	13:21.215	71.13	1 Lap	1:37.495	73.07	5	73.07	1:38.049
27	▲10	60	11b	13	Roger Skipp	Matchless / G50 / (500)	8	13:22.412	71.02	1 Lap	1:38.478	72.34	8	72.34	1:38.863
28	▲5	11	11c	1	Tony Raynor	Norton / Manx / (350)	8	13:29.393	70.41	1 Lap	1:37.868	72.79	8	72.79	1:37.896
29	▲7	209	11c	2	Mick Baldwin	AJS / 7R / (349)	8	13:31.431	70.23	1 Lap	1:38.226	72.52	8	72.52	1:39.156
30	▲5	28	11c	3	Jimmy May	Norton / Manx / (348)	8	13:36.333	69.81	1 Lap	1:39.793	71.38	8	71.38	1:39.811

Not Classified

	5	11b		Ian Lucas	Norton / Manx / (499)	6	9:21.854	76.07	Retired		1:30.564	78.66	2	78.66	1:30.738
	64	11b		Chris Bassett	Manx / Norton / (500)	5	7:08.753	83.07	Retired		1:24.249	84.55	2	84.55	1:24.471
	171	11d		Adam Child	Matchless / G50 / (500)	3	4:40.735	76.12	Retired		1:29.603	79.50	2	79.50	
	68	11a		Mike Russell	Norton / Manx / (500)	2	2:52.261	82.71	Retired		1:24.260	84.54	2	84.54	
	52	11b		Robin Stokes	Norton / (500)	2	3:10.462	74.80	Retired						
	54	11c		Cliff Ransley	Norton / Manx / (348)	2	3:24.397	69.70	Retired		1:39.358	71.69	2	71.69	

11a - Best Lap : No.78 Dean Stimpson - 1:21.607 / 92.5% of Race Winner's Speed :79.36 Mph

11b - Best Lap : No.15 Peter Crew - 1:23.770 / 92.5% of Race Winner's Speed :77.57 Mph

11d - Best Lap : No.41 Sam Rhodes - 1:28.406 / 92.5% of Race Winner's Speed :73.25 Mph

11c - Best Lap : No.11 Tony Raynor - 1:37.868 / 92.5% of Race Winner's Speed :65.13 Mph

Leaders : No.90 Sam Clews (1-1) / No.78 Dean Stimpson (2-9)

Start Time : 04/08 - 09:39:38 / Flag Time : 09:52:05 / End Time : 09:53:30

Best Lap : No.78 Dean Stimpson 1:21.607 87.29 Mph

Weather : Cloudy Air : 21°C Track : Dry

Event Record : No.68 Mike Russell 1:21.248 87.68 Mph

Donington Park (GB) 03-05/08/2018

Page 1 / 1

Sports Timing Services

Apex Timing





DONINGTON Park

3rd - 4th - 5th August 2018



Lansdowne

Race 14 (Lap 1.97 miles) Lap Chart

For information purposes. No official / regulatory value

	1	2	3	4	5	6	7	8	9	10	11	12	13	14	15	16	17	18	19	20	21	22	23	24	25	26	27	28	29	30	31	32	33	34	35	36	37	38	39	40																
Grid	68	25	78	X	90	15	X	79	64	12	42	X	50	41	57	49	125	61	99	17	63	X	16	27	171	24	47	134	X	67	32	X	45	26	209	60	54	52	141																	
Start																																																								
Lap 1 Interval	90	68	78	25	15	6	79	64	57	50	42	12	22	7	61	49	17	41	5	171	125	63	16	4	52	134	27	24	32	141	54	45	60	11	209	28																				
		0.3	0.1	0.4	1.1	0.1	0.4	0.3	1.0	0.0	0.2	0.0	1.0	0.4	0.8	0.2	1.0	0.7	0.1	0.2	0.7	0.9	0.3	0.1	0.1	1.2	0.9	0.6	1.1	1.2	0.6	0.8	1.6	3.2	0.2	0.0																				
Lap 2	78	25	90	68	15	64	79	57	6	50	42	12	22	7	61	49	17	41	171	5	125	63	52	4	16	134	24	27	141	32	45	54	60	11	209	28																				
		0.9	0.0	0.3	2.2	0.2	0.1	0.3	2.7	0.6	0.1	0.1	1.0	0.9	0.7	0.6	0.6	2.7	0.3	0.7	0.9	1.6	0.8	0.0	1.5	0.7	1.7	0.7	5.5	1.3	1.9	0.3	2.0	5.5	0.0	0.4																				
Lap 3	78	90	25	64	15	57	79	6	50	42	12	22	7	17	61	49	41	5	125	171	63	4	16	134	24	27	141	32	45	60	209	11	28																							
		2.1	0.0	4.8	0.5	0.2	0.1	2.8	1.1	0.6	0.1	2.3	0.4	2.8	0.2	0.1	3.0	3.7	0.1	2.3	0.1	1.2	3.7	0.4	0.0	2.0	7.1	6.3	0.1	4.2	5.9	1.7	0.9																							
Lap 4	78	25	90	57	64	15	79	6	50	12	42	22	7	49	17	61	41	125	5	63	4	24	16	27	141	134	32	45	60	209	11	28																								
		3.8	0.0	5.7	0.1	0.0	0.7	3.0	2.7	0.1	0.5	3.2	0.2	3.9	0.6	0.1	3.3	4.7	1.0	2.8	1.1	5.9	0.3	2.4	8.7	3.1	5.8	1.0	6.1	5.2	1.5	2.9																								
Lap 5	78	25	90	57	15	64	79	6	12	50	42	22	7	49	61	17	41	125	5	63	4	24	16	27	141	134	32	45	60	209	11	28																								
		5.4	0.0	6.5	0.2	0.1	0.1	3.9	4.3	0.2	0.9	3.7	0.2	3.8	0.3	0.6	4.3	5.8	2.9	3.1	0.1	7.3	0.5	3.3	9.6	4.5	8.8	0.1	7.6	6.9	1.7	2.2																								
Lap 6	78	25	90	57	15	79	6	12	50	42	7	22	61	49	17	41	125	4	63	X	24	16	27	141	134	32	45	60	11	209	28																									
		6.8	0.1	6.5	0.4	0.6	4.8	5.9	0.2	0.6	4.1	0.4	5.2	0.0	1.1	4.5	6.8	7.4	0.7	6.1	0.1	1.2	5.7	9.8	4.0	12.7	4.8	4.5	8.5	0.4	2.5																									
Lap 7	78	25	90	57	15	79	6	12	50	42	7	22	49	61	17	41	125	4	63	24	16	27	141	134	32	45	60	11	209	28																										
		8.7	1.0	5.8	0.4	0.2	8.3	5.6	0.3	0.5	4.1	0.5	6.1	0.3	0.5	6.3	6.8	9.4	1.2	6.9	1.1	7.1	9.7	4.9	16.3	7.2	2.9	7.5	1.6	3.3																										
Lap 8	78	25	90	57	15	79	6	12	50	42	7	22	49	61	17	41	125	4	63	16	24	27	141	134	32	45	60	X	209	28																										
		9.6	0.5	6.5	0.6	0.2	12.4	4.8	0.0	0.3	4.6	0.7	6.8	0.2	0.6	7.1	6.3	12.6	1.3	7.7	0.1	10.8	8.6	6.2	18.7	9.5	1.1	6.9	2.0	4.9																										
Lap 9	78	25	90	57	15	79	6	50	12	42	7	22	17	61	41	125	49	4	63																																					
		9.1	0.6	6.5	0.9	0.1	14.7	4.6	0.1	0.0	5.9	1.2	9.6	0.9	7.5	3.9	12.9	3.4	1.8																																					





DONINGTON Park

3rd - 4th - 5th August 2018



Lansdowne

Race 14 (Lap1.97miles) Analysis

For information purposes. No official / regulatory value

Laps	Lap Time	Laps	Lap Time	Laps	Lap Time
No.4 Charlie Mason		4	1:25.584	5	1:32.035
1		5	1:26.142	6	1:31.030
2	1:31.516	6	1:27.003	7	1:32.246
3	1:31.630	7	1:26.614	8	1:32.965
4	1:30.895	8	1:27.387	No.25 Glen English	
5	1:30.633	9	1:26.027	1	
6	1:31.292	No.15 Peter Crew		2	1:23.287
7	1:31.154	1		3	1:23.070
8	1:31.859	2	1:24.901	4	1:23.490
9	1:32.036	3	1:25.651	5	1:23.247
No.5 Ian Lucas		4	1:24.157	6	1:24.021
1		5	1:24.207	7	1:23.586
2	1:30.564	6	1:24.267	8	1:23.696
3	1:31.288	7	1:23.770	9	1:23.458
4	1:30.738	8	1:24.028	No.27 Derek Bunning	
5	1:31.287	9	1:23.875	1	
6	IN 1:41.510	No.16 Roger Munsey		2	1:34.016
No.6 Chris Firmin		1		3	1:33.166
1		2	1:33.283	4	1:33.300
2	1:28.326	3	1:33.781	5	1:33.095
3	1:25.317	4	1:33.420	6	1:34.190
4	1:24.722	5	1:32.226	7	1:33.562
5	1:24.650	6	1:31.745	8	1:35.431
6	1:25.480	7	1:32.190	No.28 Jimmy May	
7	1:26.897	8	1:31.640	1	
8	1:28.131	No.17 Stuart Tonge		2	1:41.458
9	1:26.087	1		3	1:42.421
No.7 Duncan Fitchett		2	1:27.582	4	1:41.611
1		3	1:27.931	5	1:40.211
2	1:27.735	4	1:28.677	6	1:39.811
3	1:27.061	5	1:27.471	7	1:39.955
4	1:26.903	6	1:28.812	8	1:39.793
5	1:27.274	7	1:27.423	No.32 Kevin Rushworth	
6	1:26.713	8	1:28.355	1	
7	1:26.684	9	1:29.214	2	1:39.009
8	1:27.418	No.22 Tony Perkin		3	1:39.858
9	1:26.909	1		4	1:37.586
No.11 Tony Raynor		2	1:27.176	5	1:38.413
1		3	1:27.566	6	1:37.746
2	1:41.194	4	1:27.089	7	1:37.978
3	1:42.026	5	1:27.291	8	1:38.004
4	1:39.576	6	1:27.437	No.41 Sam Rhodes	
5	1:40.909	7	1:26.798	1	
6	1:39.128	8	1:27.640	2	1:29.593
7	1:37.896	9	1:27.367	3	1:28.648
8	1:37.868	No.24 Brian Robson		4	1:28.657
No.12 Ian Bain		1		5	1:28.406
1		2	1:32.652	6	1:29.013
2	1:27.185	3	1:31.816	7	1:29.152
3	1:26.274	4	1:32.558	8	1:29.175



DONINGTON Park

3rd - 4th - 5th August 2018



Lansdowne

Race 14 (Lap1.97miles) Analysis

For information purposes. No official / regulatory value

Laps	Lap Time	Laps	Lap Time	Laps	Lap Time
9	1:30.642	4	1:23.720	6	1:22.651
No.42 Andy Hornby		5	1:24.107	7	1:21.717
1		6	1:24.064	8	1:22.738
2	1:27.030	7	1:23.771	9	1:23.978
3	1:26.276	8	1:23.871	No.79 Keith Clarke	
4	1:26.321	9	1:23.609	1	
5	1:26.794	No.60 Roger Skipp		2	1:24.756
6	1:26.614	1		3	1:25.635
7	1:26.675	2	1:38.907	4	1:24.469
8	1:26.933	3	1:39.910	5	1:23.819
9	1:25.630	4	1:40.419	6	1:24.586
No.45 Seb Perez		5	1:39.023	7	1:23.374
1		6	1:39.308	8	1:23.997
2	1:38.154	7	1:38.863	9	1:23.804
3	1:38.049	8	1:38.478	No.90 Sam Clews	
4	1:38.512	No.61 Steve Parrott		1	
5	1:37.495	1		2	1:24.224
6	1:42.457	2	1:27.647	3	1:23.005
7	1:40.435	3	1:29.411	4	1:23.578
8	1:40.230	4	1:28.537	5	1:23.254
No.49 Richard Hann		5	1:26.717	6	1:24.045
1		6	1:28.246	7	1:24.533
2	1:28.039	7	1:28.064	8	1:23.178
3	1:28.940	8	1:28.270	9	1:23.569
4	1:27.651	9	1:30.846	No.125 Mike Farrall	
5	1:27.137	No.63 Harry Cole		1	
6	1:28.662	1		2	1:30.498
7	1:27.593	2	1:31.138	3	1:30.479
8	1:28.378	3	1:31.279	4	1:29.567
9	1:55.615	4	1:31.034	5	1:29.439
No.50 George Thomas		5	1:31.649	6	1:30.032
1		6	1:32.161	7	1:29.178
2	1:27.080	7	1:31.608	8	1:28.696
3	1:25.796	8	1:32.054	9	1:28.249
4	1:26.348	9	1:32.488	No.134 Adam Wilson	
5	1:26.472	No.64 Chris Bassett		1	
6	1:26.979	1		2	1:32.491
7	1:26.718	2	1:24.249	3	1:33.486
8	1:27.147	3	1:24.872	4	1:47.367
9	1:25.818	4	1:24.577	5	1:35.459
No.52 Robin Stokes		5	1:24.471	6	1:33.815
1		No.68 Mike Russell		7	1:34.385
2	IN	1		8	1:35.568
2	1:31.341	2	1:24.260	No.141 Mark George	
No.54 Cliff Ransley		No.78 Dean Stimpson		1	
1		1		2	1:36.444
2	1:39.358	2	1:22.708	3	1:34.827
No.57 Mike Smith		3	1:21.915	4	1:34.894
1		4	1:21.804	5	1:34.016
2	1:23.712	5	1:21.607	6	1:34.322
3	1:25.119				



DONINGTON Park 
3rd - 4th - 5th August 2018



Lansdowne

Race 14 (Lap1.97miles) Analysis

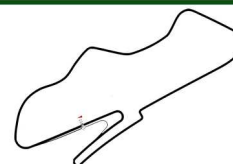
For information purposes. No official / regulatory value

Laps		Lap Time
7		1:33.510
8		1:34.299
No.171 Adam Child		
1		
2		1:29.603
3	IN	1:34.455
No.209 Mick Baldwin		
1		
2		1:41.023
3		1:40.151
4		1:39.775
5		1:40.693
6		1:41.345
7		1:39.156
8		1:38.226



DONINGTON Park

3rd - 4th - 5th August 2018



Lansdowne

Race 26 (Lap1.97miles) Starting Grid

Document 7

Subject to scrutineering & sporting investigations

POLE POSITION

1	68	Mike Russell Norton / Manx / (500)	25	Glen English Norton / (500)	78	Dean Stimpson Norton / Manx / (500)	
2		7	Duncan Fitchett Norton / Manx / (500)	90	Sam Clews ACR / Norton / (499)	15	Peter Crew Norton / (500)
3	6	Chris Firmin Matchless / G50 / (500)	79	Keith Clarke Norton / Manx / (500)	64	Chris Bassett Manx / Norton / (500)	
4		12	Ian Bain Norton / 30M	42	Andy Hornby Molnar / Manx / (499)	22	Tony Perkin Norton / Manx / (500)
5	X		50	George Thomas Dunnell / Manx / (499)	41	Sam Rhodes Velocette / (500)	
6		57	Mike Smith Norton / Manx / (499)	49	Richard Hann Norton / Manx / (500)	125	Mike Farrall Norton / Manx / (500)
7	61	Steve Parrott Norton / Manx / (500)	99	Andy Clews Norton / Manx / (500)	17	Stuart Tonge Norton / Manx / (500)	
8		63	Harry Cole Norton / Manx / (500)	5	Ian Lucas Norton / Manx / (499)	16	Roger Munsey Norton / Domiracer / (500)
9	27	Derek Bunning Matchless / (500)	171	Adam Child Matchless / G50 / (500)	24	Brian Robson Norton / Manx / (499)	
10		47	Robert Lusk Matchless / G50 / (500)	134	Adam Wilson Matchless / G50 / (500)	4	Charlie Mason Rudge / (500)
11	67	Gordon Russell Norton / Dominator / (600)	32	Kevin Rushworth Triumph / (500)	11	Tony Raynor Norton / Manx / (350)	
12		45	Seb Perez Norton / Manx / (500)	28	Jimmy May Norton / Manx / (348)	209	Mick Baldwin AJS / 7R / (349)
13	60	Roger Skipp Matchless / G50 / (500)	54	Cliff Ransley Norton / Manx / (348)	52	Robin Stokes Norton / (500)	
14		141	Mark George Norton / Manx / (500)				

Start : 04/08 - 15:08 9 Laps = 28.656 Km

Donington Park (GB) 03-05/08/2018

Sports Timing Services

Page 1 / 1

Apex Timing





DONINGTON Park

3rd - 4th - 5th August 2018



Lansdowne

Race 26 (Lap1.97miles) Results

Document 10

Subject to scrutineering & sporting investigations

Rnk	No.	Class	Rnk	Rider	Machine	Laps	Time	Mph	Gap	Interv.	Best Lap	Mph	In Lap	Mph	2nd Best
1	▲2	78	11a	1	Dean Stimpson	Norton / Manx / (500)	9	12:21.716	86.44		1:21.468	87.44	5	87.44	1:21.560
2	▼1	68	11a	2	Mike Russell	Norton / Manx / (500)	9	12:31.152	85.35	9.436	1:21.830	87.05	5	87.05	1:21.920
3	▼1	25	11a	3	Glen English	Norton / (500)	9	12:33.307	85.11	11.591	1:22.356	86.50	4	86.50	1:22.446
4	▲1	90	11a	4	Sam Clews	ACR / Norton / (499)	9	12:41.222	84.22	19.506	1:22.858	85.97	4	85.97	1:23.005
5	▲3	79	11a	5	Keith Clarke	Norton / Manx / (500)	9	12:41.503	84.19	19.787	1:23.407	85.41	5	85.41	1:23.456
6	▬	15	11b	1	Peter Crew	Norton / (500)	9	12:47.292	83.56	25.576	1:24.030	84.77	9	84.77	1:24.441
7	▲7	50	11b	2	George Thomas	Dunnell / Manx / (499)	9	12:54.725	82.75	33.009	1:24.723	84.08	8	84.08	1:24.788
8	▲3	42	11a	6	Andy Hornby	Molnar / Manx / (499)	9	12:55.570	82.66	33.854	1:24.592	84.21	8	84.21	1:25.360
9	▲1	12	11a	7	Ian Bain	Norton / 30M	9	12:58.110	82.39	36.394	1:24.582	84.22	3	84.22	1:24.665
10	▲2	22	11b	3	Tony Perkin	Norton / Manx / (500)	9	13:13.251	80.82	51.535	1:26.703	82.16	3	82.16	1:26.874
11	▲6	49	11b	4	Richard Hann	Norton / Manx / (500)	9	13:20.919	80.05	59.203	1:28.122	80.84	7	80.84	1:28.135
12	▲3	41	11d	1	Sam Rhodes	Velocette / (500)	9	13:29.091	79.24	1:07.375	1:28.288	80.68	8	80.68	1:28.772
13	▲6	61	11a	8	Steve Parrott	Norton / Manx / (500)	9	13:29.428	79.21	1:07.712	1:28.539	80.46	3	80.46	1:28.612
14	▲7	17	11b	5	Stuart Tonge	Norton / Manx / (500)	9	13:30.198	79.13	1:08.482	1:28.181	80.78	3	80.78	1:28.499
15	▲8	5	11b	6	Ian Lucas	Norton / Manx / (499)	9	13:40.379	78.15	1:18.663	1:29.360	79.72	3	79.72	1:29.653
16	▲2	125	11b	7	Mike Farrall	Norton / Manx / (500)	9	13:44.554	77.75	1:22.838	1:29.152	79.90	6	79.90	1:29.206
17	▲10	24	11b	8	Brian Robson	Norton / Manx / (499)	9	13:45.076	77.70	1:23.360	1:29.861	79.27	9	79.27	1:29.875
18	▲12	4	11d	2	Charlie Mason	Rudge / (500)	9	13:50.902	77.16	1:29.186	1:30.277	78.91	8	78.91	1:30.663
19	▲3	63	11b	9	Harry Cole	Norton / Manx / (500)	9	13:54.425	76.83	1:32.709	1:30.735	78.51	2	78.51	1:31.325
20	▲9	134	11b	10	Adam Wilson	Matchless / G50 / (500)	8	12:23.264	76.67	1 Lap	1:31.133	78.17	6	78.17	1:31.417
21	▲4	27	11b	11	Derek Bunning	Matchless / (500)	8	12:43.422	74.65	1 Lap	1:33.918	75.85	2	75.85	1:34.060
22	▲18	141	11b	12	Mark George	Norton / Manx / (500)	8	12:58.157	73.23	1 Lap	1:33.581	76.12	5	76.12	1:34.095
23	▲5	47	11b	13	Robert Lusk	Matchless / G50 / (500)	8	13:07.281	72.39	1 Lap	1:36.621	73.73	2	73.73	1:37.192
24	▲14	54	11c	1	Cliff Ransley	Norton / Manx / (348)	8	13:23.896	70.89	1 Lap	1:38.147	72.58	7	72.58	1:38.531
25	▲11	209	11c	2	Mick Baldwin	AJS / 7R / (349)	8	13:28.058	70.52	1 Lap	1:37.654	72.95	7	72.95	1:39.484
26	▲11	60	11b	14	Roger Skipp	Matchless / G50 / (500)	8	13:32.213	70.16	1 Lap	1:39.242	71.78	8	71.78	1:39.336
27	▲8	28	11c	3	Jimmy May	Norton / Manx / (348)	8	13:36.660	69.78	1 Lap	1:39.446	71.63	4	71.63	1:40.089
28	▲4	32	11d	3	Kevin Rushworth	Triumph / (500)	8	13:36.951	69.76	1 Lap	1:39.797	71.38	3	71.38	1:39.901
29	▲4	11	11c	4	Tony Raynor	Norton / Manx / (350)	8	13:37.255	69.73	1 Lap	1:39.058	71.91	6	71.91	1:40.030
Not Classified															
		57	11a		Mike Smith	Norton / Manx / (499)	4	5:38.697	84.13	Retired	1:22.423	86.43	3	86.43	1:22.849
		6	11a		Chris Firmin	Matchless / G50 / (500)	3	4:17.111	83.12	Retired	1:23.893	84.91	2	84.91	
		16	11b		Roger Munsey	Norton / Domiracer / (500)	1	1:43.374	68.91	Retired					

11a - Best Lap : No.78 Dean Stimpson - 1:21.468 / 92.5% of Race Winner's Speed :79.95 Mph

11b - Best Lap : No.15 Peter Crew - 1:24.030 / 92.5% of Race Winner's Speed :77.29 Mph

11d - Best Lap : No.41 Sam Rhodes - 1:28.288 / 92.5% of Race Winner's Speed :73.30 Mph

11c - Best Lap : No.209 Mick Baldwin - 1:37.654 / 92.5% of Race Winner's Speed :65.57 Mph

Leaders : No.25 Glen English (1-2) / No.78 Dean Stimpson (3-9)

Start Time : 04/08 - 15:47:34 / Flag Time : 15:59:56 / End Time : 16:01:29

Best Lap : No.78 Dean Stimpson 1:21.468 87.44 Mph

Weather : Sunny Air : 21°C Track : Dry

Event Record : No.68 Mike Russell 1:21.248 87.68 Mph

Donington Park (GB) 03-05/08/2018

Page 1 / 1

Sports Timing Services

Apex Timing





DONINGTON Park

3rd - 4th - 5th August 2018



Lansdowne

Race 26 (Lap1.97miles) Lap Chart

For information purposes. No official / regulatory value

	1	2	3	4	5	6	7	8	9	10	11	12	13	14	15	16	17	18	19	20	21	22	23	24	25	26	27	28	29	30	31	32	33	34	35	36	37	38	39	40																				
Grid	68	25	78	X	90	15	X	79	64	12	42	22	X	50	41	57	49	125	63	99	17	63	X	16	27	171	24	47	134	X	67	32	X	45	26	209	60	54	52	141																				
Start																																																												
Lap 1 Interval	25	78	90	68	6	79	15	57	12	42	50	22	49	41	61	5	125	17	63	4	24	134	27	47	16	141	54	32	209	60	11	28																												
	0.7	0.3	0.5	0.3	0.9	0.6	0.4	0.1	0.1	0.9	0.8	0.6	2.6	0.8	0.6	0.2	0.4	0.7	0.5	1.3	0.2	2.0	0.4	0.5	0.1	0.1	3.3	0.0	0.4	0.2	2.6	0.1																												
Lap 2	25	78	68	90	6	79	57	15	12	42	50	22	49	41	61	17	125	5	63	4	24	134	27	47	141	54	209	32	60	28	11																													
	0.1	1.1	0.1	1.3	0.5	1.1	0.7	1.4	0.0	0.7	2.4	2.0	3.7	0.7	1.1	0.7	0.3	1.3	0.4	1.9	1.1	3.8	3.1	0.1	9.0	0.0	0.3	1.0	1.0	0.6																														
Lap 3	78	25	68	90	57	79	X	15	12	42	50	22	49	41	61	17	125	5	63	4	24	134	27	47	141	209	54	32	60	28	11																													
	1.1	1.2	0.2	2.5	0.3	0.9	0.9	1.8	1.2	0.8	0.0	4.3	3.9	3.9	0.4	0.7	1.7	0.4	4.7	0.0	0.4	2.8	5.8	5.8	10.2	1.2	0.5	0.1	0.5	1.7	1.3																													
Lap 4	78	25	68	90	57	79	15	12	42	50	22	49	41	61	17	5	4	63	24	125	134	27	47	141	209	54	32	60	28	11																														
	1.9	0.8	1.1	2.5	0.9	4.4	0.7	2.0	0.1	5.6	4.8	4.6	0.4	1.1	2.7	5.9	1.2	0.2	1.8	1.0	9.6	7.6	6.9	7.0	0.5	0.7	0.2	0.9	2.0																															
Lap 5	78	25	68	90	79	15	12	50	42	22	49	41	17	61	5	4	24	125	63	134	27	47	141	209	54	32	60	28	11																															
	2.8	0.2	3.3	2.8	5.4	1.4	2.1	0.1	7.9	5.5	5.5	0.8	0.2	4.7	6.2	1.2	1.3	0.0	2.4	12.1	11.4	2.4	13.4	0.5	0.6	0.9	1.9	0.4																																
Lap 6	78	68	25	90	79	15	12	50	42	22	49	41	17	61	5	4	24	125	63	134	27	141	47	54	209	32	60	11	28																															
	4.5	2.1	3.5	2.9	4.1	1.7	2.6	0.4	9.6	6.3	6.5	0.3	0.2	7.1	5.9	0.3	0.6	2.2	2.2	15.3	13.8	2.3	15.8	1.3	1.6	0.4	1.1	1.3																																
Lap 7	78	68	25	90	79	15	12	50	42	22	49	41	61	17	5	24	4	125	63	134	27	141	47	54	209	32	60	11	28																															
	4.7	3.9	4.3	2.6	4.9	4.8	1.7	0.3	10.3	6.5	7.9	0.3	0.2	7.6	6.3	0.2	0.1	3.8	2.8	17.3	14.7	5.1	16.3	0.8	6.7	0.0	0.9	0.0																																
Lap 8	78	68	25	90	79	15	12	50	42	22	49	41	61	17	5	125	24	4	63	134	27	141	47	54	209	60	28	32	X																															
	5.3	4.8	6.5	0.7	6.0	5.6	0.7	0.1	14.7	6.1	7.6	0.7	0.7	9.2	5.7	0.3	0.0	5.9	2.0	20.1	14.7	9.1	16.6	4.1	4.1	4.4	0.2	0.3																																
Lap 9	78	68	25	90	79	15	50	42	12	22	49	41	61	17	5	125	24	4	63																																									
	9.4	2.1	7.9	0.2	5.7	7.4	0.8	2.5	15.1	7.6	8.1	0.3	0.7	10.1	4.1	0.5	5.8	3.5																																										





DONINGTON Park

3rd - 4th - 5th August 2018



Lansdowne

Race 26 (Lap1.97miles) Analysis

For information purposes. No official / regulatory value

Laps	Lap Time	Laps	Lap Time	Laps	Lap Time
No.4 Charlie Mason		7	1:25.333	5	1:34.386
1		8	1:24.880	6	1:34.356
2	1:30.667	9	1:24.030	7	1:34.060
3	1:32.296	No.16 Roger Munsey		8	1:34.251
4	1:30.775	1		No.28 Jimmy May	
5	1:31.076	No.17 Stuart Tonge		1	
6	1:30.755	1		2	1:40.834
7	1:30.663	2	1:29.055	3	1:40.089
8	1:30.277	3	1:28.181	4	1:39.446
9	1:35.670	4	1:29.162	5	1:41.665
No.5 Ian Lucas		5	1:28.499	6	1:40.792
1		6	1:28.642	7	1:40.855
2	1:30.824	7	1:29.772	8	1:42.701
3	1:29.360	8	1:29.195	No.32 Kevin Rushworth	
4	1:29.653	9	1:30.291	1	
5	1:30.770	No.22 Tony Perkin		2	1:42.198
6	1:31.018	1		3	1:39.797
7	1:30.023	2	1:26.874	4	1:40.572
8	1:30.831	3	1:26.703	5	1:39.901
9	1:31.199	4	1:27.265	6	1:40.838
No.6 Chris Firmin		5	1:27.502	7	1:42.766
1		6	1:27.449	8	1:44.009
2	1:23.893	7	1:27.911	No.41 Sam Rhodes	
3	1:25.439	8	1:29.000	1	
No.11 Tony Raynor		9	1:28.627	2	1:29.364
1		No.24 Brian Robson		3	1:28.813
2	1:41.549	1		4	1:28.772
3	1:40.863	2	1:31.209	5	1:29.229
4	1:40.102	3	1:30.840	6	1:29.148
5	1:40.030	4	1:31.735	7	1:29.586
6	1:39.058	5	1:30.877	8	1:28.288
7	1:42.120	6	1:29.875	9	1:30.660
8	1:43.359	7	1:30.066	No.42 Andy Hornby	
No.12 Ian Bain		8	1:30.517	1	
1		9	1:29.861	2	1:25.514
2	1:25.695	No.25 Glen English		3	1:25.473
3	1:24.582	1		4	1:25.833
4	1:24.665	2	1:23.129	5	1:25.360
5	1:25.103	3	1:22.888	6	1:25.726
6	1:24.858	4	1:22.356	7	1:27.234
7	1:28.384	5	1:22.446	8	1:24.592
8	1:25.658	6	1:25.845	9	1:25.723
9	1:29.237	7	1:23.969	No.47 Robert Lusk	
No.15 Peter Crew		8	1:23.549	1	
1		9	1:23.365	2	1:36.621
2	1:24.790	No.27 Derek Bunning		3	1:37.192
3	1:24.799	1		4	1:37.373
4	1:25.071	2	1:33.918	5	1:38.138
5	1:24.441	3	1:34.486	6	1:39.190
6	1:24.536	4	1:35.574	7	1:37.621



DONINGTON Park

3rd - 4th - 5th August 2018



Lansdowne

Race 26 (Lap1.97miles) Analysis

For information purposes. No official / regulatory value

Laps	Lap Time	Laps	Lap Time	Laps	Lap Time
8	1:38.285	6	1:28.612	6	1:25.761
No.49 Richard Hann		7	1:29.296	7	1:24.811
1		8	1:28.700	8	1:25.666
2	1:28.298	9	1:30.250	9	1:24.764
3	1:28.557	No.63 Harry Cole		No.125 Mike Farrall	
4	1:28.135	1		1	
5	1:28.277	2	1:30.735	2	1:30.228
6	1:28.209	3	1:32.709	3	1:29.206
7	1:28.122	4	1:32.041	4	1:39.297
8	1:28.621	5	1:32.556	5	1:30.445
9	1:30.122	6	1:31.325	6	1:29.152
No.50 George Thomas		7	1:31.428	7	1:29.802
1		8	1:32.199	8	1:29.818
2	1:25.314	9	1:33.255	9	1:29.653
3	1:24.788	No.68 Mike Russell		No.134 Adam Wilson	
4	1:25.940	1		1	
5	1:25.041	2	1:22.760	2	1:32.093
6	1:25.414	3	1:22.907	3	1:32.565
7	1:27.410	4	1:21.920	4	1:31.768
8	1:24.723	5	1:21.830	5	1:31.891
9	1:25.063	6	1:23.453	6	1:31.133
No.54 Cliff Ransley		7	1:22.135	7	1:32.078
1		8	1:22.637	8	1:31.417
2	1:41.825	9	1:26.103	No.141 Mark George	
3	1:40.098	No.78 Dean Stimpson		1	
4	1:39.885	1		2	1:36.133
5	1:39.998	2	1:22.584	3	1:47.282
6	1:38.531	3	1:21.560	4	1:34.095
7	1:38.147	4	1:21.606	5	1:33.581
8	1:38.572	5	1:21.468	6	1:34.381
No.57 Mike Smith		6	1:21.979	7	1:34.893
1		7	1:21.997	8	1:34.264
2	1:23.611	8	1:21.987	No.209 Mick Baldwin	
3	1:22.423	9	1:22.052	1	
4	1:22.849	No.79 Keith Clarke		2	1:41.382
No.60 Roger Skipp		1		3	1:39.484
1		2	1:23.490	4	1:39.877
2	1:42.534	3	1:23.915	5	1:39.990
3	1:39.336	4	1:23.456	6	1:40.456
4	1:40.282	5	1:23.407	7	1:37.654
5	1:40.621	6	1:25.880	8	1:41.863
6	1:40.333	7	1:24.511		
7	1:42.304	8	1:23.822		
8	1:39.242	9	1:24.258		
No.61 Steve Parrott		No.90 Sam Clews			
1		1			
2	1:29.274	2	1:23.418		
3	1:28.539	3	1:23.005		
4	1:28.728	4	1:22.858		
5	1:29.960	5	1:24.071		



DONINGTON Park

3rd - 4th - 5th August 2018



Lansdowne

Race 36 (Lap1.97miles) Starting Grid

Document 9

Subject to scrutineering & sporting investigations

POLE POSITION

1	68	Mike Russell Norton / Manx / (500)	25	Glen English Norton / (500)	78	Dean Stimpson Norton / Manx / (500)	
2		7	Duncan Fitchett Norton / Manx / (500)	90	Sam Clews ACR / Norton / (499)	15	Peter Crew Norton / (500)
3	6	Chris Firmin Matchless / G50 / (500)	79	Keith Clarke Norton / Manx / (500)	64	Chris Bassett Manx / Norton / (500)	
4		12	Ian Bain Norton / 30M	42	Andy Hornby Molnar / Manx / (499)	22	Tony Perkin Norton / Manx / (500)
5	X		50	George Thomas Dunnell / Manx / (499)	41	Sam Rhodes Velocette / (500)	
6		57	Mike Smith Norton / Manx / (499)	49	Richard Hann Norton / Manx / (500)	125	Mike Farrall Norton / Manx / (500)
7	61	Steve Parrott Norton / Manx / (500)	99	Andy Clews Norton / Manx / (500)	17	Stuart Tonge Norton / Manx / (500)	
8		63	Harry Cole Norton / Manx / (500)	5	Ian Lucas Norton / Manx / (499)	149	Roger Munsey Norton / Domiracer / (500)
9	27	Derek Bunning Matchless / (500)	171	Adam Child Matchless / G50 / (500)	24	Brian Robson Norton / Manx / (499)	
10		47	Robert Lusk Matchless / G50 / (500)	134	Adam Wilson Matchless / G50 / (500)	4	Charlie Mason Rudge / (500)
11	67	Gordon Russell Norton / Dominator / (600)	32	Kevin Rushworth Triumph / (500)	11	Tony Raynor Norton / Manx / (350)	
12		45	Seb Perez Norton / Manx / (500)	28	Jimmy May Norton / Manx / (348)	209	Mick Baldwin AJS / 7R / (349)
13	60	Roger Skipp Matchless / G50 / (500)	54	Cliff Ransley Norton / Manx / (348)	52	Robin Stokes Norton / (500)	
14		141	Mark George Norton / Manx / (500)				

Start : 05/08 - 11:14 9 Laps = 28.656 Km

Donington Park (GB) 03-05/08/2018

Sports Timing Services

Page 1 / 1

Apex Timing





DONINGTON Park

3rd - 4th - 5th August 2018



Lansdowne

Race 36 (Lap1.97miles) Results

Document 11

Subject to scrutineering & sporting investigations

Rnk	No.	Class	Rnk	Rider	Machine	Laps	Time	Mph	Gap	Interv.	Best Lap	Mph	In Lap	Mph	2nd Best
1	68	11a	1	Mike Russell	Norton / Manx / (500)	9	12:33.390	85.10			1:22.721	86.11	3	86.11	1:22.877
2	90	11a	2	Sam Clews	ACR / Norton / (499)	9	12:38.593	84.51	5.203	5.203	1:22.941	85.89	2	85.89	1:23.149
3	79	11a	3	Keith Clarke	Norton / Manx / (500)	9	12:47.428	83.54	14.038	8.835	1:23.744	85.06	5	85.06	1:24.185
4	12	11a	4	Ian Bain	Norton / 30M	9	12:50.388	83.22	16.998	2.960	1:23.630	85.18	5	85.18	1:23.997
5	42	11a	5	Andy Hornby	Molnar / Manx / (499)	9	12:53.396	82.90	20.006	3.008	1:24.321	84.48	5	84.48	1:25.043
6	50	11b	1	George Thomas	Dunnell / Manx / (499)	9	12:57.552	82.45	24.162	4.156	1:25.245	83.57	3	83.57	1:25.390
7	49	11b	2	Richard Hann	Norton / Manx / (500)	9	13:19.623	80.18	46.233	22.071	1:27.854	81.08	2	81.08	1:28.086
8	41	11d	1	Sam Rhodes	Velocette / (500)	9	13:25.809	79.56	52.419	6.186	1:27.415	81.49	9	81.49	1:27.958
9	61	11a	6	Steve Parrott	Norton / Manx / (500)	9	13:27.521	79.39	54.131	1.712	1:28.477	80.51	4	80.51	1:28.526
10	17	11b	3	Stuart Tonge	Norton / Manx / (500)	9	13:29.203	79.23	55.813	1.682	1:27.866	81.07	8	81.07	1:27.975
11	125	11b	4	Mike Farrall	Norton / Manx / (500)	9	13:32.365	78.92	58.975	3.162	1:28.500	80.49	8	80.49	1:28.551
12	63	11b	5	Harry Cole	Norton / Manx / (500)	9	13:58.258	76.48	1:24.868	25.893	1:31.959	77.46	2	77.46	1:31.967
13	149	11b	6	Roger Munsey	Norton / Domiracer / (500)	8	12:36.873	75.29	1 Lap	1 Lap	1:31.866	77.54	8	77.54	1:32.657
14	141	11b	7	Mark George	Norton / Manx / (500)	8	12:38.985	75.08	1 Lap	2.112	1:32.816	76.75	6	76.75	1:32.917
15	27	11b	8	Derek Bunning	Matchless / (500)	8	12:40.374	74.95	1 Lap	1.389	1:32.303	77.18	6	77.18	1:33.512
16	54	11c	1	Cliff Ransley	Norton / Manx / (348)	8	13:15.732	71.62	1 Lap	35.358	1:37.390	73.14	6	73.14	1:37.662
17	32	11d	2	Kevin Rushworth	Triumph / (500)	8	13:15.795	71.61	1 Lap	0.063	1:37.379	73.15	2	73.15	1:38.274
18	11	11c	2	Tony Raynor	Norton / Manx / (350)	8	13:21.594	71.09	1 Lap	5.799	1:37.569	73.01	7	73.01	1:38.818
19	209	11c	3	Mick Baldwin	AJS / 7R / (349)	8	13:21.715	71.08	1 Lap	0.121	1:38.564	72.27	4	72.27	1:38.778
20	60	11b	9	Roger Skipp	Matchless / G50 / (500)	8	13:22.200	71.04	1 Lap	0.485	1:37.756	72.87	4	72.87	1:38.959
21	28	11c	4	Jimmy May	Norton / Manx / (348)	8	13:38.288	69.64	1 Lap	16.088	1:40.208	71.09	7	71.09	1:40.447

Not Classified

134	11b	Adam Wilson	Matchless / G50 / (500)	7	11:03.629	75.14	Retired			1:32.616	76.91	3	76.91	1:32.622
25	11a	Glen English	Norton / (500)	6	8:19.243	85.61	Retired			1:22.379	86.47	5	86.47	1:22.508
78	11a	Dean Stimpson	Norton / Manx / (500)	6	8:19.358	85.59	Retired			1:22.178	86.68	4	86.68	1:22.184
15	11b	Peter Crew	Norton / (500)	6	8:32.932	83.33	Retired			1:24.461	84.34	5	84.34	1:24.703
99	11d	Andy Clews	Norton / Manx / (500)	6	9:10.809	77.60	Retired			1:30.016	79.14	2	79.14	1:30.616
6	11a	Chris Firmin	Matchless / G50 / (500)	3	4:17.947	82.85	Retired			1:24.491	84.31	2	84.31	1:24.500
57	11a	Mike Smith	Norton / Manx / (499)	2	3:14.558	73.23	Retired							
22	11b	Tony Perkin	Norton / Manx / (500)	1	2:33.251	46.48	Retired							
52	11b	Robin Stokes	Norton / (500)				Classified							

11a - Best Lap : No.78 Dean Stimpson - 1:22.178 / 92.5% of Race Winner's Speed :78.71 Mph

11b - Best Lap : No.15 Peter Crew - 1:24.461 / 92.5% of Race Winner's Speed :76.27 Mph

11d - Best Lap : No.41 Sam Rhodes - 1:27.415 / 92.5% of Race Winner's Speed :73.59 Mph

11c - Best Lap : No.54 Cliff Ransley - 1:37.390 / 92.5% of Race Winner's Speed :66.24 Mph

Leaders : No.25 Glen English (1-3) / No.78 Dean Stimpson (4-4) / No.25 Glen English (5-6) / No.68 Mike Russell (7-9)

Start Time : 05/08 - 11:19:23 / Flag Time : 11:31:56 / End Time : 11:33:21

Best Lap : No.78 Dean Stimpson 1:22.178 86.68 Mph

Weather : Sunny Air : 20°C Track : Dry

Event Record : No.68 Mike Russell 1:21.248 87.68 Mph

Donington Park (GB) 03-05/08/2018

Page 1 / 1

Sports Timing Services

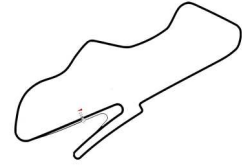
Apex Timing





DONINGTON Park

3rd - 4th - 5th August 2018



Lansdowne

Race 36 (Lap 1.97 miles) Lap Chart

For information purposes. No official / regulatory value

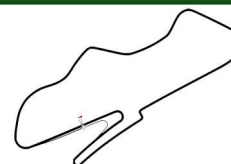
	1	2	3	4	5	6	7	8	9	10	11	12	13	14	15	16	17	18	19	20	21	22	23	24	25	26	27	28	29	30	31	32	33	34	35	36	37	38	39	40				
Grid	68	25	78	X	90	15	X	79	64	12	42	X	50	41	57	60	125	61	90	17	63	X	149	27	171	24	47	134	X	67	32	X	45	26	209	60	54	52	141					
Start																																												
Lap 1 Interval	25	78	90	68	15	6	79	50	42	57	12	49	99	61	41	125	63	17	149	134	27	32	141	54	60	209	11	28	27												43.4			
Lap 2	25	78	90	68	6	79	15	50	42	12	49	99	61	41	125	17	63	57	134	149	27	141	32	54	60	209	11	28																
Lap 3	25	78	90	68	X	79	15	50	12	42	49	61	99	41	17	125	63	134	149	141	27	32	54	60	209	11	28																	
Lap 4	78	25	68	90	79	15	12	42	50	49	61	41	99	17	125	63	134	149	141	27	32	54	60	209	11	28																		
Lap 5	25	78	90	68	79	15	12	42	50	49	61	41	17	125	99	63	134	141	149	27	32	54	60	209	11	28																		
Lap 6	25	78	68	90	79	15	12	42	50	49	61	41	17	125	99	63	134	141	149	27	32	54	60	209	11	28																		
Lap 7	68	90	79	12	42	50	49	41	61	17	125	63	134	149	141	27	32	54	60	209	11	28																						
Lap 8	68	90	79	12	42	50	49	41	61	17	125	63	149	141	27	54	32	X	209	60	26																							
Lap 9	68	90	79	12	42	50	49	41	61	17	125	63																																





DONINGTON Park

3rd - 4th - 5th August 2018



Lansdowne

Race 36 (Lap1.97miles) Analysis

For information purposes. No official / regulatory value

Laps	Lap Time	Laps	Lap Time	Laps	Lap Time
No.6 Chris Firmin		No.27 Derek Bunning		3 1:28.332	
1		1		4	1:28.086
2	1:24.491	2	1:35.040	5	1:28.413
3	1:24.500	3	1:36.019	6	1:28.338
No.11 Tony Raynor		4	1:33.805	7	1:29.179
1		5	1:34.054	8	1:29.338
2	1:39.666	6	1:32.303	9	1:28.511
3	1:39.362	7	1:33.512	No.50 George Thomas	
4	1:39.272	8	1:33.896	1	
5	1:39.169	No.28 Jimmy May		2	1:25.661
6	1:39.297	1		3	1:25.245
7	1:37.569	2	1:42.480	4	1:25.538
8	1:38.818	3	1:40.989	5	1:25.390
No.12 Ian Bain		4	1:41.038	6	1:25.488
1		5	1:41.736	7	1:27.032
2	1:25.108	6	1:41.589	8	1:27.734
3	1:24.740	7	1:40.208	9	1:25.539
4	1:24.462	8	1:40.447	No.54 Cliff Ransley	
5	1:23.630	No.32 Kevin Rushworth		1	
6	1:23.997	1		2	1:39.273
7	1:26.292	2	1:37.379	3	1:38.932
8	1:25.621	3	1:38.749	4	1:38.197
9	1:25.422	4	1:38.819	5	1:38.868
No.15 Peter Crew		5	1:38.527	6	1:37.390
1		6	1:38.274	7	1:37.662
2	1:24.974	7	1:39.745	8	1:39.253
3	1:24.703	8	1:41.258	No.57 Mike Smith	
4	1:24.983	No.41 Sam Rhodes		1	
5	1:24.461	1		2	IN 1:44.151
6	1:25.151	2	1:29.230	No.60 Roger Skipp	
No.17 Stuart Tonge		3	1:31.421	1	
1		4	1:28.196	2	1:39.796
2	1:29.226	5	1:27.958	3	1:39.245
3	1:29.295	6	1:28.813	4	1:37.756
4	1:29.898	7	1:28.975	5	1:38.959
5	1:28.612	8	1:28.054	6	1:39.311
6	1:27.975	9	1:27.415	7	1:40.059
7	1:29.198	No.42 Andy Hornby		8	1:40.852
8	1:27.866	1		No.61 Steve Parrott	
9	1:28.592	2	1:25.950	1	
No.22 Tony Perkin		3	1:25.291	2	1:29.353
1		4	1:25.043	3	1:29.898
No.25 Glen English		5	1:24.321	4	1:28.477
1		6	1:25.606	5	1:28.706
2	1:22.641	7	1:25.855	6	1:29.112
3	1:22.962	8	1:25.762	7	1:29.739
4	1:22.508	9	1:25.537	8	1:28.526
5	1:22.379	No.49 Richard Hann		9	1:28.581
6	1:23.067	1		No.63 Harry Cole	
		2	1:27.854	1	



DONINGTON Park

3rd - 4th - 5th August 2018



Lansdowne

Race 36 (Lap1.97miles) Analysis

For information purposes. No official / regulatory value

Laps	Lap Time
2	1:31.959
3	1:32.881
4	1:32.471
5	1:32.847
6	1:32.579
7	1:33.145
8	1:31.967
9	1:32.119
No.68 Mike Russell	
1	
2	1:23.435
3	1:22.721
4	1:22.877
5	1:23.747
6	1:22.962
7	1:23.203
8	1:22.997
9	1:23.418
No.78 Dean Stimpson	
1	
2	1:22.184
3	1:22.388
4	1:22.178
5	1:22.826
6	1:22.952
No.79 Keith Clarke	
1	
2	1:24.362
3	1:24.578
4	1:24.185
5	1:23.744
6	1:25.196
7	1:25.628
8	1:25.267
9	1:25.280
No.90 Sam Clews	
1	
2	1:22.941
3	1:23.912
4	1:23.405
5	1:23.149
6	1:24.805
7	1:24.367
8	1:23.656
9	1:25.408
No.99 Andy Clews	
1	
2	1:30.016
3	1:31.876
4	1:30.616

Laps	Lap Time
5	1:32.240
6	1:31.804
No.125 Mike Farrall	
1	
2	1:30.161
3	1:30.356
4	1:29.791
5	1:30.003
6	1:28.551
7	1:29.221
8	1:28.500
9	1:29.060
No.134 Adam Wilson	
1	
2	1:34.143
3	1:32.616
4	1:32.622
5	1:34.659
6	1:33.971
7	1:34.928
No.141 Mark George	
1	
2	1:34.844
3	1:33.044
4	1:34.055
5	1:32.917
6	1:32.816
7	1:33.860
8	1:33.729
No.149 Roger Munsey	
1	
2	1:35.314
3	1:35.735
4	1:34.073
5	1:33.973
6	1:32.657
7	1:32.961
8	1:31.866
No.209 Mick Baldwin	
1	
2	1:40.020
3	1:38.778
4	1:38.564
5	1:38.909
6	1:39.583
7	1:39.089
8	1:40.121