



Croft

2nd & 3rd Oct 2021



Lansdowne Cup (11a,11b,11c,11d)

Participants (18 Riders)

Document 1

No.	Class	Rider	Entry
3	11b	Nick Bedford	Norton / Manx / (499)
6	11a	Peter Bardell	Matchless / G50 / (500)
12	11a	ian Bain	Norton / 30M / (500)
13	11a	David Tetley	Norton / Manx / (350)
22	11b	Tony Perkin	Norton / Manx / (500)
24	11b	Brian Robson	Norton / Manx / (499)
25	11b	Mike Farrall	Rudge / TTR / (585)
28	11d	Jimmy May	Norton / 30M / (490)
42	11a	Andy Hornby	Norton / Manx / (499)
50	11b	George Thomas	Dunnell / Manx / (350)
53	11b	Richard Dawson	Norton / Manx / (500)
56	11b	Matthew Hebb	Norton / Manx / (499)
59	11c	David Hebb	Norton / Manx / (348)
63	11b	Angela Cragg	Norton / Domiracer / (500)
67	11b	Gordon Russell	Norton / Manx / (499)
68	11a	Michael Russell	Norton / Manx / (500)
112	11d	Stevan Radakovic	BSA / Goldstar / (500)
172	11c	John Cragg	Manx / 7R / (350)



Croft

2nd & 3rd Oct 2021



Lansdowne Cup (11a,11b,11c,11d)

Practice 7 (Saturday) Results

Document 2

Rnk	No.	Class	Rider	Entry	Laps	Best lap	mph	In Lap	Gap	Interv.	2nd Best	Spd
1	42	11a	Andy Hornby	Norton / Manx / (499)	3	1:48.291	70.71	3			1:49.376	
2	50	11b	George Thomas	Dunnell / Manx / (350)	5	1:48.724	70.43	5	0.433	0.433	1:50.080	
3	56	11b	Matthew Hebb	Norton / Manx / (499)	5	1:50.033	69.59	5	1.742	1.309	1:51.169	
4	12	11a	ian Bain	Norton / 30M / (500)	5	1:50.354	69.39	5	2.063	0.321	1:52.399	
5	13	11a	David Tetley	Norton / Manx / (350)	5	1:50.529	69.28	5	2.238	0.175	1:51.886	
6	22	11b	Tony Perkin	Norton / Manx / (500)	5	1:51.093	68.93	5	2.802	0.564	1:53.897	
7	52	11b	Robin Stokes	Norton / Manx / (499)	4	1:52.388	68.13	4	4.097	1.295	1:53.729	
8	68	11a	Michael Russell	Norton / Manx / (500)	5	1:56.635	65.65	5	8.344	4.247	1:56.697	
9	67	11b	Gordon Russell	Norton / Manx / (499)	5	1:56.844	65.53	5	8.553	0.209	1:57.340	
10	172	11c	John Cragg	Manx / 7R / (350)	5	1:57.585	65.12	4	9.294	0.741	1:57.807	
11	3	11b	Nick Bedford	Norton / Manx / (499)	3	1:58.343	64.70	3	10.052	0.758	2:00.658	
12	25	11b	Mike Farrall	Rudge / TTR / (585)	5	1:58.553	64.59	5	10.262	0.210	1:58.961	
13	59	11c	David Hebb	Norton / Manx / (348)	5	1:59.530	64.06	5	11.239	0.977	2:01.233	
14	53	11b	Richard Dawson	Norton / Manx / (500)	5	2:00.980	63.29	5	12.689	1.450	2:01.026	
15	105	11d	David Linsdell	Royal / Enfield / (700)	5	2:01.361	63.09	5	13.070	0.381	2:02.767	
16	24	11b	Brian Robson	Norton / Manx / (499)	5	2:01.486	63.03	4	13.195	0.125	2:01.847	
17	112	11d	Stevan Radakovic	BSA / Goldstar / (500)	4	2:03.754	61.87	4	15.463	2.268	2:03.971	
18	28	11d	Jimmy May	Norton / 30M / (490)	5	2:05.235	61.14	5	16.944	1.481	2:07.287	
19	63	11b	Angela Cragg	Norton / Domiracer / (500)	2	2:14.282	57.02	1	25.991	9.047	2:26.186	

*** No 112 - NO TRANSPONDER FITTED, FIT TO BE INCLUDED IN FUTURE RESULTS GRIDS***

Start Time : 02/10 - 11:10:45 / Flag Time : 11:20:46 / End Time : 11:22:18

Best lap : No.42 Andy Hornby

1:48.291 70.71 mph

Weather : Overcast Air : 12°C Track : Drying



Croft

2nd & 3rd Oct 2021



Lansdowne Cup (11a,11b,11c,11d)

Practice 7 (Saturday) Results

Document 2

Rnk	No.	Class	Rider	Entry	Laps	Best lap	mph	In Lap	Gap	Interv.	2nd Best	Spd
11a												
1	42	11a	Andy Hornby	Norton / Manx / (499)	3	1:48.291	70.71	3			1:49.376	
2	12	11a	ian Bain	Norton / 30M / (500)	5	1:50.354	69.39	5	2.063	2.063	1:52.399	
3	13	11a	David Tetley	Norton / Manx / (350)	5	1:50.529	69.28	5	2.238	0.175	1:51.886	
4	68	11a	Michael Russell	Norton / Manx / (500)	5	1:56.635	65.65	5	8.344	6.106	1:56.697	

11b												
1	50	11b	George Thomas	Dunnell / Manx / (350)	5	1:48.724	70.43	5			1:50.080	
2	56	11b	Matthew Hebb	Norton / Manx / (499)	5	1:50.033	69.59	5	1.309	1.309	1:51.169	
3	22	11b	Tony Perkin	Norton / Manx / (500)	5	1:51.093	68.93	5	2.369	1.060	1:53.897	
4	52	11b	Robin Stokes	Norton / Manx / (499)	4	1:52.388	68.13	4	3.664	1.295	1:53.729	
5	67	11b	Gordon Russell	Norton / Manx / (499)	5	1:56.844	65.53	5	8.120	4.456	1:57.340	
6	3	11b	Nick Bedford	Norton / Manx / (499)	3	1:58.343	64.70	3	9.619	1.499	2:00.658	
7	25	11b	Mike Farrall	Rudge / TTR / (585)	5	1:58.553	64.59	5	9.829	0.210	1:58.961	
8	53	11b	Richard Dawson	Norton / Manx / (500)	5	2:00.980	63.29	5	12.256	2.427	2:01.026	
9	24	11b	Brian Robson	Norton / Manx / (499)	5	2:01.486	63.03	4	12.762	0.506	2:01.847	
10	63	11b	Angela Cragg	Norton / Domiracer / (500)	2	2:14.282	57.02	1	25.558	12.796	2:26.186	

11c												
1	172	11c	John Cragg	Manx / 7R / (350)	5	1:57.585	65.12	4			1:57.807	
2	59	11c	David Hebb	Norton / Manx / (348)	5	1:59.530	64.06	5	1.945	1.945	2:01.233	

11d												
1	105	11d	David Linsdell	Royal / Enfield / (700)	5	2:01.361	63.09	5			2:02.767	
2	112	11d	Stevan Radakovic	BSA / Goldstar / (500)	4	2:03.754	61.87	4	2.393	2.393	2:03.971	
3	28	11d	Jimmy May	Norton / 30M / (490)	5	2:05.235	61.14	5	3.874	1.481	2:07.287	

*** No 112 - NO TRANSPONDER FITTED, FIT TO BE INCLUDED IN FUTURE RESULTS GRIDS***

Start Time : 02/10 - 11:10:45 / Flag Time : 11:20:46 / End Time : 11:22:18

Best lap : No.42 Andy Hornby


1:48.291 70.71 mph

Weather : Overcast Air : 12°C Track : Drying



Croft

2nd & 3rd Oct 2021



Lansdowne Cup (11a,11b,11c,11d)

Practice 7 (Saturday) Analysis

For information purposes. No official / regulatory value

Laps	Lap Time
No.3 Nick Bedford	
1	2:06.941
2	2:00.658
3	1:58.343
No.12 Ian Bain	
1	2:04.951
2	1:57.175
3	1:53.382
4	1:52.399
5	1:50.354
No.13 David Tetley	
1	2:01.283
2	1:56.256
3	1:53.909
4	1:51.886
5	1:50.529
No.22 Tony Perkin	
1	2:05.232
2	1:58.199
3	1:53.897
4	1:54.084
5	1:51.093
No.24 Brian Robson	
1	2:14.409
2	2:07.182
3	2:01.847
4	2:01.486
5	2:02.447
No.25 Mike Farrall	
1	2:12.759
2	2:05.444
3	2:01.463
4	1:58.961
5	1:58.553
No.28 Jimmy May	
1	2:21.664
2	2:16.410
3	2:09.549
4	2:07.287
5	2:05.235
No.42 Andy Hornby	
1	1:55.209
2	1:49.376
3	1:48.291
No.50 George Thomas	
1	2:05.031
2	1:57.359
3	1:53.327

Laps	Lap Time
4	1:50.080
5	1:48.724
No.52 Robin Stokes	
1	2:06.934
2	1:58.285
3	1:53.729
4	1:52.388
No.53 Richard Dawson	
1	2:17.421
2	2:06.676
3	2:03.287
4	2:01.026
5	2:00.980
No.56 Matthew Hebb	
1	2:03.482
2	1:56.268
3	1:54.194
4	1:51.169
5	1:50.033
No.59 David Hebb	
1	2:14.094
2	2:07.952
3	2:03.612
4	2:01.233
5	1:59.530
No.63 Angela Cragg	
1	2:14.282
2	2:26.186
No.67 Gordon Russell	
1	2:13.568
2	2:02.557
3	1:59.584
4	1:57.340
5	1:56.844
No.68 Michael Russell	
1	2:10.347
2	2:03.042
3	1:59.323
4	1:56.697
5	1:56.635
No.105 David Linsdell	
1	2:17.775
2	2:10.818
3	2:04.655
4	2:02.767
5	2:01.361
No.112 Stevan Radakovic	
1	4:08.493

Laps	Lap Time
2	2:04.134
3	2:03.971
4	2:03.754
No.172 John Cragg	
1	2:15.124
2	2:08.389
3	1:57.807
4	1:57.585
5	1:58.877



Croft

2nd & 3rd Oct 2021



Lansdowne Cup (11a,11b,11c,11d)

Race 7 (Saturday)
Results 5 Laps = 10.635 miles

Document 4

Rnk	No.	Class	Rnk	Rider	Entry	Laps	Time	mph	Gap	Interv.	Best lap	mph	In Lap	2nd Best	Spd
1	42	11a	1	Andy Hornby	Norton / Manx / (499)	5	9:57.942	64.03			1:56.671	65.63	5	1:58.316	
2	50	11b	1	George Thomas	Dunnell / Manx / (350)	5	9:58.351	63.99	0.409	0.409	1:57.254	65.30	4	1:57.497	
3	22	11b	2	Tony Perkin	Norton / Manx / (500)	5	9:58.681	63.95	0.739	0.330	1:57.115	65.38	5	1:57.671	
4	13	11a	2	David Tetley	Norton / Manx / (350)	5	10:00.255	63.78	2.313	1.574	1:57.954	64.92	5	1:58.077	
5	56	11b	3	Matthew Hebb	Norton / Manx / (499)	5	10:14.863	62.27	16.921	14.608	1:59.792	63.92	5	2:01.069	
6	112	11d	1	Stevan Radakovic	BSA / Goldstar / (500)	5	10:16.888	62.06	18.946	2.025	1:59.654	63.99	5	2:00.469	
7	68	11d	2	Michael Russell	Norton / Manx / (500)	5	10:18.905	61.86	20.963	2.017	2:00.400	63.60	5	2:01.383	
8	52	11b	4	Robin Stokes	Norton / Manx / (499)	5	10:21.415	61.61	23.473	2.510	2:01.510	63.02	5	2:01.958	
9	12	11a	3	ian Bain	Norton / 30M / (500)	5	10:38.825	59.93	40.883	17.410	2:04.117	61.69	2	2:05.230	
10	3	11b	5	Nick Bedford	Norton / Manx / (499)	5	10:44.487	59.41	46.545	5.662	2:06.353	60.60	5	2:06.677	
11	172	11c	1	John Cragg	Manx / 7R / (350)	5	10:48.358	59.05	50.416	3.871	2:07.023	60.28	5	2:07.621	
12	67	11b	6	Gordon Russell	Norton / Manx / (499)	5	10:57.478	58.23	59.536	9.120	2:06.206	60.67	5	2:11.073	
13	25	11b	7	Mike Farrall	Rudge / TTR / (585)	5	10:59.808	58.03	1:01.866	2.330	2:07.510	60.05	5	2:10.335	
14	24	11b	8	Brian Robson	Norton / Manx / (499)	5	11:00.219	57.99	1:02.277	0.411	2:05.720	60.91	4	2:05.895	
15	28	11d	3	Jimmy May	Norton / 30M / (490)	5	11:11.456	57.02	1:13.514	11.237	2:08.954	59.38	5	2:10.717	
16	59	11c	2	David Hebb	Norton / Manx / (348)	5	11:19.655	56.33	1:21.713	8.199	2:12.217	57.91	5	2:12.565	
17	63	11b	9	Angela Cragg	Norton / Domiracer / (500)	5	11:23.467	56.02	1:25.525	3.812	2:13.500	57.36	4	2:14.108	

Not Classified

	105	11d		David Linsdell	Royal / Enfield / (700)	0	4.512		Retired						
	53	11b		Richard Dawson	Norton / Manx / (500)	0	4.542		Retired						

11a - Best Lap : No.42 Andy Hornby - 1:56.671 / 92.5% of Race Winner's Speed : 59.23 mph

11b - Best Lap : No.22 Tony Perkin - 1:57.115 / 92.5% of Race Winner's Speed : 59.19 mph

11d - Best Lap : No.112 Stevan Radakovic - 1:59.654 / 92.5% of Race Winner's Speed : 57.41 mph

11c - Best Lap : No.172 John Cragg - 2:07.023 / 92.5% of Race Winner's Speed : 54.62 mph

Leaders : No.42 Andy Hornby (1-3) / No.50 George Thomas (4-4) / No.42 Andy Hornby (5-5)

Start Time : 02/10 - 14:51:25 / Flag Time : 15:01:22 / End Time : 15:02:49

Best lap : No.42 Andy Hornby 1:56.671 65.63 mph


Weather : Rain Air : 8°C Track : Wet

Event Record : No.42 Andy Hornby 1:48.291 70.71 mph



Croft

2nd & 3rd Oct 2021



Lansdowne Cup (11a,11b,11c,11d)

Race 7 (Saturday)
Results 5 Laps = 10.635 miles

Document 4

Rnk	No.	Class	Rnk	Rider	Entry	Laps	Time	mph	Gap	Interv.	Best lap	mph	In Lap	2nd Best	Spd
11a															
1	=	42	11a	1	Andy Hornby	Norton / Manx / (499)	5	9:57.942	64.03		1:56.671	65.63	5	1:58.316	
2	▲ ¹	13	11a	2	David Tetley	Norton / Manx / (350)	5	10:00.255	63.78	2.313	2.313	1:57.954	64.92	5	1:58.077
3	▼ ¹	12	11a	3	ian Bain	Norton / 30M / (500)	5	10:38.825	59.93	40.883	38.570	2:04.117	61.69	2	2:05.230

11a - Best Lap : No.42 Andy Hornby - 1:56.671 / 92.5% of Race Winner's Speed : 59.23 mph

11b															
1	=	50	11b	1	George Thomas	Dunnell / Manx / (350)	5	9:58.351	63.99		1:57.254	65.30	4	1:57.497	
2	▲ ¹	22	11b	2	Tony Perkin	Norton / Manx / (500)	5	9:58.681	63.95	0.330	0.330	1:57.115	65.38	5	1:57.671
3	▼ ¹	56	11b	3	Matthew Hebb	Norton / Manx / (499)	5	10:14.863	62.27	16.512	16.182	1:59.792	63.92	5	2:01.069
4	=	52	11b	4	Robin Stokes	Norton / Manx / (499)	5	10:21.415	61.61	23.064	6.552	2:01.510	63.02	5	2:01.958
5	▲ ¹	3	11b	5	Nick Bedford	Norton / Manx / (499)	5	10:44.487	59.41	46.136	23.072	2:06.353	60.60	5	2:06.677
6	▼ ¹	67	11b	6	Gordon Russell	Norton / Manx / (499)	5	10:57.478	58.23	59.127	12.991	2:06.206	60.67	5	2:11.073
7	=	25	11b	7	Mike Farrall	Rudge / TTR / (585)	5	10:59.808	58.03	1:01.457	2.330	2:07.510	60.05	5	2:10.335
8	▲ ¹	24	11b	8	Brian Robson	Norton / Manx / (499)	5	11:00.219	57.99	1:01.868	0.411	2:05.720	60.91	4	2:05.895
9	▲ ¹	63	11b	9	Angela Cragg	Norton / Domiracer / (500)	5	11:23.467	56.02	1:25.116	23.248	2:13.500	57.36	4	2:14.108

Not Classified

		53	11b		Richard Dawson	Norton / Manx / (500)	0	4.542		Retired					
--	--	----	-----	--	----------------	-----------------------	---	-------	--	---------	--	--	--	--	--

11b - Best Lap : No.22 Tony Perkin - 1:57.115 / 92.5% of Race Winner's Speed : 59.19 mph

11c															
1	=	172	11c	1	John Cragg	Manx / 7R / (350)	5	10:48.358	59.05		2:07.023	60.28	5	2:07.621	
2	=	59	11c	2	David Hebb	Norton / Manx / (348)	5	11:19.655	56.33	31.297	31.297	2:12.217	57.91	5	2:12.565

11c - Best Lap : No.172 John Cragg - 2:07.023 / 92.5% of Race Winner's Speed : 54.62 mph

11d															
1	▲ ²	112	11d	1	Stevan Radakovic	BSA / Goldstar / (500)	5	10:16.888	62.06		1:59.654	63.99	5	2:00.469	
2	▼ ¹	68	11d	2	Michael Russell	Norton / Manx / (500)	5	10:18.905	61.86	2.017	2.017	2:00.400	63.60	5	2:01.383
3	▲ ¹	28	11d	3	Jimmy May	Norton / 30M / (490)	5	11:11.456	57.02	54.568	52.551	2:08.954	59.38	5	2:10.717

Not Classified

		105	11d		David Linsdell	Royal / Enfield / (700)	0	4.512		Retired					
--	--	-----	-----	--	----------------	-------------------------	---	-------	--	---------	--	--	--	--	--

11d - Best Lap : No.112 Stevan Radakovic - 1:59.654 / 92.5% of Race Winner's Speed : 57.41 mph

Leaders : No.42 Andy Hornby (1-3) / No.50 George Thomas (4-4) / No.42 Andy Hornby (5-5)

Start Time : 02/10 - 14:51:25 / Flag Time : 15:01:22 / End Time : 15:02:49

Best lap : No.42 Andy Hornby 1:56.671 65.63 mph

Weather : Rain Air : 8°C Track : Wet

Event Record : No.42 Andy Hornby 1:48.291 70.71 mph



Croft

2nd & 3rd Oct 2021



Lansdowne Cup (11a,11b,11c,11d)

Race 7 (Saturday) Lap Chart


For information purposes. No official / regulatory value

	1	2	3	4	5	6	7	8	9	10	11	12	13	14	15	16	17	18	19	20
Grid	42	50	56	12	13	22	52	68	67	172	3	25		59	53	105	24	112	28	63
Start	42	50	56	12	13	22	52	68	67	3	172	25	112	59	105	53	24	63	28	
Lap 1 <small>Interval</small>	42	22 0.7	50 0.1	13 0.8	56 1.1	12 1.5	52 0.4	112 0.8	68 0.4	172 3.1	3 0.5	67 1.6	25 1.4	28 4.8	59 3.1	63 0.2	24 0.5			
Lap 2	42	22 1.0	50 0.3	13 0.5	56 4.8	12 3.0	112 1.0	68 0.2	52 0.2	3 7.7	172 0.3	67 4.5	25 0.6	28 10.1	59 2.1	24 0.1	63 0.4			
Lap 3	42	22 0.4	50 0.1	13 1.2	56 9.7	112 2.7	68 0.3	52 0.8	12 9.6	3 3.8	172 2.2	67 6.4	25 0.6	24 7.7	28 3.1	59 3.0	63 0.9			
Lap 4	50	42 1.0	22 0.2	13 0.7	56 12.7	112 2.1	68 1.2	52 1.4	12 12.9	3 5.3	172 3.2	67 9.9	25 1.0	24 2.0	28 8.1	59 4.9	63 1.9			
Lap 5	42	50 0.4	22 0.3	13 1.5	56 14.6	112 2.0	68 2.0	52 2.5	12 17.4	3 5.6	172 3.8	67 9.1	25 2.3	24 0.4	28 11.2	59 8.1	63 3.8			



Croft

2nd & 3rd Oct 2021



Lansdowne Cup (11a,11b,11c,11d)

Race 7 (Saturday) Analysis

For information purposes. No official / regulatory value

Laps	Lap Time	Laps	Lap Time	Laps	Lap Time
No.3 Nick Bedford		No.50 George Thomas		No.172 John Cragg	
1	2:11.826	1	2:05.148	1	2:11.088
2	2:07.899	2	1:59.321	2	2:08.819
3	2:08.384	3	1:57.497	3	2:10.266
4	2:06.677	4	1:57.254	4	2:07.621
5	2:06.353	5	1:58.139	5	2:07.023
No.12 Ian Bain		No.52 Robin Stokes			
1	2:07.798	1	2:07.455		
2	2:04.117	2	2:05.215		
3	2:13.707	3	2:02.576		
4	2:05.230	4	2:01.958		
5	2:06.017	5	2:01.510		
No.13 David Tetley		No.56 Matthew Hebb			
1	2:04.768	1	2:06.458		
2	1:59.038	2	2:02.677		
3	1:58.215	3	2:03.156		
4	1:58.077	4	2:01.069		
5	1:57.954	5	1:59.792		
No.22 Tony Perkin		No.59 David Hebb			
1	2:03.643	1	2:21.761		
2	1:59.123	2	2:14.668		
3	1:57.671	3	2:13.937		
4	1:58.737	4	2:12.565		
5	1:57.115	5	2:12.217		
No.24 Brian Robson		No.63 Angela Cragg			
1	2:22.365	1	2:21.579		
2	2:13.972	2	2:14.976		
3	2:07.555	3	2:14.317		
4	2:05.720	4	2:13.500		
5	2:05.895	5	2:14.108		
No.25 Mike Farrall		No.67 Gordon Russell			
1	2:14.333	1	2:13.639		
2	2:10.335	2	2:11.166		
3	2:12.241	3	2:12.202		
4	2:11.453	4	2:11.073		
5	2:07.510	5	2:06.206		
No.28 Jimmy May		No.68 Michael Russell			
1	2:17.761	1	2:08.511		
2	2:15.674	2	2:03.708		
3	2:13.032	3	2:01.976		
4	2:10.717	4	2:01.383		
5	2:08.954	5	2:00.400		
No.42 Andy Hornby		No.112 Stevan Radakovic			
1	2:04.782	1	2:06.822		
2	1:58.774	2	2:03.968		
3	1:58.316	3	2:01.824		
4	1:58.863	4	2:00.469		
5	1:56.671	5	1:59.654		



Croft

2nd & 3rd Oct 2021



Lansdowne Cup (11a,11b,11c,11d)

Race 7 (Saturday) Starting Grid

Document 3

7		63	Angela Cragg Norton / Dominacer / (500)	2:14.282	28	Jimmy May Norton / 30M / (490)	2:05.235
6	112		Stevan Radakovic BSA / Goldstar / (500)	2:03.754	24	Brian Robson Norton / Manx / (499)	2:01.486
5		53	Richard Dawson Norton / Manx / (500)	2:00.980	59	David Hebb Norton / Manx / (348)	1:59.530
4	25		Mike Farrall Rudge / TTR / (585)	1:58.553	3	Nick Bedford Norton / Manx / (499)	1:58.343
3		67	Gordon Russell Norton / Manx / (499)	1:56.844	68	Michael Russell Norton / Manx / (500)	1:56.635
2	22		Tony Perkin Norton / Manx / (500)	1:51.093	13	David Tetley Norton / Manx / (350)	1:50.529
1		56	Matthew Hebb Norton / Manx / (499)	1:50.033	50	George Thomas Dunnell / Manx / (350)	1:48.724
					42	Andy Hornby Norton / Manx / (499)	1:48.291

POLE POSITION



Start : 02/10 - 14:21 5 Laps = 10.635 miles

CRMC Croft 2021 (GBR) 02-03/10/2021

Sports Timing Systems

Page 1 / 1

Apex Timing GoRacing

Sponsored by **Bonhams**



Croft

2nd & 3rd Oct 2021



Lansdowne Cup (11a,11b,11c,11d)

Race 18 (Sunday)
Results 5 Laps = 10.635 miles

Document 7

Rnk	No.	Class	Rnk	Rider	Entry	Laps	Time	mph	Gap	Interv.	Best lap	mph	In Lap	2nd Best
1	42	11a	1	Andy Hornby	Norton / Manx / (499)	5	9:24.211	67.86			1:50.675	69.19	5	1:50.925
2	13	11a	2	David Tetley	Norton / Manx / (350)	5	9:24.563	67.82	0.352	0.352	1:50.482	69.31	5	1:50.649
3	50	11b	1	George Thomas	Dunnell / Manx / (350)	5	9:31.118	67.04	6.907	6.555	1:52.296	68.19	5	1:52.823
4	22	11b	2	Tony Perkin	Norton / Manx / (500)	5	9:31.472	67.00	7.261	0.354	1:51.267	68.82	5	1:52.749
5	56	11b	3	Matthew Hebb	Norton / Manx / (499)	5	9:44.302	65.52	20.091	12.830	1:53.640	67.38	2	1:54.686
6	52	11b	4	Robin Stokes	Norton / Manx / (499)	5	9:54.660	64.38	30.449	10.358	1:54.962	66.61	3	1:57.976
7	12	11a	3	Ian Bain	Norton / 30M / (500)	5	10:02.689	63.53	38.478	8.029	1:58.482	64.63	2	1:59.018
8	25	11b	5	Mike Farrall	Rudge / TTR / (585)	5	10:19.670	61.78	55.459	16.981	2:01.863	62.83	5	2:02.823
9	3	11b	6	Nick Bedford	Norton / Manx / (499)	5	10:20.104	61.74	55.893	0.434	2:00.796	63.39	4	2:01.282
10	53	11b	7	Richard Dawson	Norton / Manx / (500)	5	10:21.262	61.63	57.051	1.158	2:01.699	62.92	4	2:01.890
11	172	11c	1	John Cragg	Manx / 7R / (350)	5	10:21.363	61.62	57.152	0.101	2:00.868	63.35	5	2:01.999
12	28	11d	1	Jimmy May	Norton / 30M / (490)	5	10:23.054	61.45	58.843	1.691	2:01.923	62.80	2	2:02.283
13	105	11d	2	David Linsdell	Royal / Enfield / (700)	5	10:23.055	61.45	58.844	0.001	2:01.870	62.83	5	2:01.981
14	63	11b	8	Angela Cragg	Norton / Domiracer / (500)	5	10:44.185	59.43	1:19.974	21.130	2:06.027	60.76	4	2:06.588
15	59	11c	2	David Hebb	Norton / Manx / (348)	5	11:33.050	55.24	2:08.839	48.865	2:14.817	56.80	4	2:16.802
Not Classified														
	68	11d		Michael Russell	Norton / Manx / (500)	2	4:39.150	54.86	Retired		2:14.257	57.03	1	2:20.962
	24	11b		Brian Robson	Norton / Manx / (499)	0	6.923		Retired					

11a - Best Lap : No.13 David Tetley - 1:50.482 / 92.5% of Race Winner's Speed : 62.77 mph
 11b - Best Lap : No.22 Tony Perkin - 1:51.267 / 92.5% of Race Winner's Speed : 62.01 mph
 11c - Best Lap : No.172 John Cragg - 2:00.868 / 92.5% of Race Winner's Speed : 56.99 mph
 11d - Best Lap : No.105 David Linsdell - 2:01.870 / 92.5% of Race Winner's Speed : 56.84 mph

Leaders : No.13 David Tetley (1-1) / No.42 Andy Hornby (2-5)

Start Time : 03/10 - 12:35:52 / Flag Time : 12:45:13 / End Time : 12:47:25

Best lap : No.13 David Tetley 1:50.482 69.31 mph

Weather : Rain Air : 12°C Track : Wet

Event Record : No.42 Andy Hornby 1:48.291 70.71 mph



Croft

2nd & 3rd Oct 2021



Lansdowne Cup (11a,11b,11c,11d)

Race 18 (Sunday)
Results 5 Laps = 10.635 miles

Document 7

Rnk	No.	Class	Rnk	Rider	Entry	Laps	Time	mph	Gap	Interv.	Best lap	mph	In Lap	2nd Best	
11a															
1	=	42	11a	1	Andy Hornby	Norton / Manx / (499)	5	9:24.211	67.86		1:50.675	69.19	5	1:50.925	
2	▲ ¹	13	11a	2	David Tetley	Norton / Manx / (350)	5	9:24.563	67.82	0.352	0.352	1:50.482	69.31	5	1:50.649
3	▼ ¹	12	11a	3	Ian Bain	Norton / 30M / (500)	5	10:02.689	63.53	38.478	38.126	1:58.482	64.63	2	1:59.018

11a - Best Lap : No.13 David Tetley - 1:50.482 / 92.5% of Race Winner's Speed : 62.77 mph

11b															
1	=	50	11b	1	George Thomas	Dunnell / Manx / (350)	5	9:31.118	67.04		1:52.296	68.19	5	1:52.823	
2	▲ ¹	22	11b	2	Tony Perkin	Norton / Manx / (500)	5	9:31.472	67.00	0.354	0.354	1:51.267	68.82	5	1:52.749
3	▼ ¹	56	11b	3	Matthew Hebb	Norton / Manx / (499)	5	9:44.302	65.52	13.184	12.830	1:53.640	67.38	2	1:54.686
4	=	52	11b	4	Robin Stokes	Norton / Manx / (499)	5	9:54.660	64.38	23.542	10.358	1:54.962	66.61	3	1:57.976
5	▲ ²	25	11b	5	Mike Farrall	Rudge / TTR / (585)	5	10:19.670	61.78	48.552	25.010	2:01.863	62.83	5	2:02.823
6	=	3	11b	6	Nick Bedford	Norton / Manx / (499)	5	10:20.104	61.74	48.986	0.434	2:00.796	63.39	4	2:01.282
7	▲ ¹	53	11b	7	Richard Dawson	Norton / Manx / (500)	5	10:21.262	61.63	50.144	1.158	2:01.699	62.92	4	2:01.890
8	▲ ²	63	11b	8	Angela Cragg	Norton / Domiracer / (500)	5	10:44.185	59.43	1:13.067	22.923	2:06.027	60.76	4	2:06.588

Not Classified

		24	11b		Brian Robson	Norton / Manx / (499)	0	6.923		Retired				
--	--	----	-----	--	--------------	-----------------------	---	-------	--	---------	--	--	--	--

11b - Best Lap : No.22 Tony Perkin - 1:51.267 / 92.5% of Race Winner's Speed : 62.01 mph

11c															
1	=	172	11c	1	John Cragg	Manx / 7R / (350)	5	10:21.363	61.62		2:00.868	63.35	5	2:01.999	
2	=	59	11c	2	David Hebb	Norton / Manx / (348)	5	11:33.050	55.24	1:11.687	1:11.687	2:14.817	56.80	4	2:16.802

11c - Best Lap : No.172 John Cragg - 2:00.868 / 92.5% of Race Winner's Speed : 56.99 mph

11d															
1	▲ ³	28	11d	1	Jimmy May	Norton / 30M / (490)	5	10:23.054	61.45		2:01.923	62.80	2	2:02.283	
2	=	105	11d	2	David Linsdell	Royal / Enfield / (700)	5	10:23.055	61.45	0.001	0.001	2:01.870	62.83	5	2:01.981

Not Classified

		68	11d		Michael Russell	Norton / Manx / (500)	2	4:39.150	54.86	Retired	2:14.257	57.03	1	2:20.962
--	--	----	-----	--	-----------------	-----------------------	---	----------	-------	---------	----------	-------	---	----------

11d - Best Lap : No.105 David Linsdell - 2:01.870 / 92.5% of Race Winner's Speed : 56.84 mph

Leaders : No.13 David Tetley (1-1) / No.42 Andy Hornby (2-5)

Start Time : 03/10 - 12:35:52 / Flag Time : 12:45:13 / End Time : 12:47:25

Best lap : No.13 David Tetley 1:50.482 69.31 mph


Weather : Rain Air : 12°C Track : Wet

Event Record : No.42 Andy Hornby 1:48.291 70.71 mph



Croft

2nd & 3rd Oct 2021



Lansdowne Cup (11a,11b,11c,11d)

Race 18 (Sunday) Lap Chart


For information purposes. No official / regulatory value

	1	2	3	4	5	6	7	8	9	10	11	12	13	14	15	16	17	18	19	20
Grid	42	50	56	12	13	22	52	68	67	172	3	25		59	53	105	24	112	28	63
Start	42	50	56	13	12	22	52	172	68	25	59	105	63	3	28	24	53			
Lap 1 <small>Interval</small>	13	42 0.0	50 0.9	22 1.3	56 0.5	52 2.9	12 1.0	25 3.0	105 0.8	28 1.3	172 0.3	53 1.0	3 0.4	63 4.6	68 0.6	59 4.1				
Lap 2	42	13 1.0	50 1.0	22 1.1	56 1.4	52 7.3	12 1.6	25 7.6	28 1.0	53 1.4	172 0.6	105 0.1	3 0.5	63 8.3	59 15.0	68 0.0				
Lap 3	42	13 0.8	50 2.5	22 1.2	56 2.8	52 7.5	12 5.9	25 11.4	28 1.6	53 1.0	3 0.3	172 0.4	105 0.7	63 11.8	59 28.0					
Lap 4	42	13 0.5	50 4.7	22 1.3	56 5.9	52 9.6	12 7.8	25 14.1	3 1.0	28 0.0	53 0.4	172 1.1	105 0.6	63 15.8	59 36.7					
Lap 5	42	13 0.3	50 6.5	22 0.3	56 12.8	52 10.3	12 8.0	25 16.9	3 0.4	53 1.1	172 0.1	28 1.6	105 0.0	63 21.1	59 48.8					



Croft

2nd & 3rd Oct 2021



Lansdowne Cup (11a,11b,11c,11d)

Race 18 (Sunday) Analysis

For information purposes. No official / regulatory value


Laps	Lap Time
No.3 Nick Bedford	
1	2:07.127
2	2:02.803
3	2:02.331
4	2:00.796
5	2:01.282
No.12 Ian Bain	
1	2:03.666
2	1:58.482
3	1:59.281
4	2:00.110
5	1:59.018
No.13 David Tetley	
1	1:56.846
2	1:52.898
3	1:51.645
4	1:50.649
5	1:50.482
No.22 Tony Perkin	
1	1:58.858
2	1:52.749
3	1:53.278
4	1:52.964
5	1:51.267
No.25 Mike Farrall	
1	2:04.876
2	2:03.102
3	2:03.057
4	2:02.823
5	2:01.863
No.28 Jimmy May	
1	2:04.628
2	2:01.923
3	2:03.630
4	2:02.283
5	2:04.180
No.42 Andy Hornby	
1	1:58.536
2	1:51.800
3	1:51.856
4	1:50.925
5	1:50.675
No.50 George Thomas	
1	1:58.951
2	1:52.997
3	1:53.139
4	1:52.823
5	1:52.296

Laps	Lap Time
No.52 Robin Stokes	
1	2:02.019
2	1:57.976
3	1:54.962
4	1:58.168
5	1:58.852
No.53 Richard Dawson	
1	2:04.651
2	2:01.910
3	2:03.290
4	2:01.699
5	2:01.890
No.56 Matthew Hebb	
1	2:00.091
2	1:53.640
3	1:54.686
4	1:56.126
5	1:58.127
No.59 David Hebb	
1	2:18.023
2	2:16.802
3	2:19.863
4	2:14.817
5	2:19.220
No.63 Angela Cragg	
1	2:12.403
2	2:06.588
3	2:06.915
4	2:06.027
5	2:07.153
No.68 Michael Russell	
1	2:14.257
2	2:20.962
No.105 David Linsdell	
1	2:05.137
2	2:05.478
3	2:04.037
4	2:01.981
5	2:01.870
No.172 John Cragg	
1	2:07.711
2	2:03.617
3	2:03.456
4	2:01.999
5	2:00.868



Croft

2nd & 3rd Oct 2021




Lansdowne Cup (11a,11b,11c,11d)

Race 18 (Sunday) Starting Grid

Document 5

7		63	Angela Cragg Norton / Dominacer / (500)	2:14.282	28	Jimmy May Norton / 30M / (490)	2:05.235
6	112		Stevan Radakovic BSA / Goldstar / (500)	2:03.754	24	Brian Robson Norton / Manx / (499)	2:01.486
5		53	Richard Dawson Norton / Manx / (500)	2:00.980	59	David Hebb Norton / Manx / (348)	1:59.530
4	25		Mike Farrall Rudge / TTR / (585)	1:58.553	3	Nick Bedford Norton / Manx / (499)	1:58.343
3		67	Gordon Russell Norton / Manx / (499)	1:56.844	68	Michael Russell Norton / Manx / (500)	1:56.635
2	22		Tony Perkin Norton / Manx / (500)	1:51.093	13	David Tetley Norton / Manx / (350)	1:50.529
1		56	Matthew Hebb Norton / Manx / (499)	1:50.033	50	George Thomas Dunnell / Manx / (350)	1:48.724
					42	Andy Hornby Norton / Manx / (499)	1:48.291

POLE POSITION



Start : 03/10 - 12:00 5 Laps = 10.635 miles

CRMC Croft 2021 (GBR) 02-03/10/2021

Sports Timing Systems

Page 1 / 1

Apex Timing GoRacing

Sponsored by **Bonhams**



Croft

2nd & 3rd Oct 2021



Lansdowne Cup (11a,11b,11c,11d)

Race 28 (Sunday)
Results 7 Laps = 14.889 miles

Document 8

Rnk	No.	Class	Rnk	Rider	Entry	Laps	Time	mph	Gap	Interv.	Best lap	mph	In Lap	2nd Best	
1	▲4	13	11a	1	David Tetley	Norton / Manx / (350)	7	12:03.840	74.05		1:41.769	75.24	3	1:42.044	
2	▼1	42	11a	2	Andy Hornby	Norton / Manx / (499)	7	12:10.332	73.39	6.492	1:41.888	75.15	7	1:42.516	
3	▼1	50	11b	1	George Thomas	Dunnell / Manx / (350)	7	12:10.442	73.38	6.602	0.110	1:41.546	75.41	7	1:43.081
4	▲2	22	11b	2	Tony Perkin	Norton / Manx / (500)	7	12:16.244	72.80	12.404	5.802	1:43.283	74.14	6	1:43.684
5	▼1	12	11a	3	Ian Bain	Norton / 30M / (500)	7	12:18.428	72.59	14.588	2.184	1:43.938	73.67	5	1:44.334
6	▼3	56	11b	3	Matthew Hebb	Norton / Manx / (499)	7	12:18.780	72.55	14.940	0.352	1:44.042	73.60	2	1:44.068
7	=	52	11b	4	Robin Stokes	Norton / Manx / (499)	7	12:32.959	71.19	29.119	14.179	1:45.868	72.33	7	1:45.939
8	▲3	3	11b	5	Nick Bedford	Norton / Manx / (499)	7	12:43.738	70.18	39.898	10.779	1:45.448	72.62	7	1:45.700
9	▼1	68	11d	1	Michael Russell	Norton / Manx / (500)	7	12:45.136	70.05	41.296	1.398	1:45.509	72.57	7	1:46.790
10	▲2	25	11b	6	Mike Farrall	Rudge / TTR / (585)	7	13:06.622	68.14	1:02.782	21.486	1:50.531	69.28	7	1:50.803
11	▼1	172	11c	1	John Cragg	Manx / 7R / (350)	7	13:16.784	67.27	1:12.944	10.162	1:51.211	68.85	7	1:51.559
12	▲2	53	11b	7	Richard Dawson	Norton / Manx / (500)	7	13:18.955	67.09	1:15.115	2.171	1:51.928	68.41	7	1:52.530
13	▲5	28	11d	2	Jimmy May	Norton / 30M / (490)	7	13:19.513	67.04	1:15.673	0.558	1:51.408	68.73	7	1:51.739
14	▲1	105	11d	3	David Linsdell	Royal / Enfield / (700)	7	13:32.446	65.97	1:28.606	12.933	1:54.376	66.95	4	1:54.636

Not Classified

24	11b		Brian Robson	Norton / Manx / (499)	0				Retired					
----	-----	--	--------------	-----------------------	---	--	--	--	---------	--	--	--	--	--

- 11a - Best Lap : No.13 David Tetley - 1:41.769 / 92.5% of Race Winner's Speed : 68.50 mph
- 11b - Best Lap : No.50 George Thomas - 1:41.546 / 92.5% of Race Winner's Speed : 67.88 mph
- 11d - Best Lap : No.68 Michael Russell - 1:45.509 / 92.5% of Race Winner's Speed : 64.80 mph
- 11c - Best Lap : No.172 John Cragg - 1:51.211 / 92.5% of Race Winner's Speed : 62.23 mph


Leaders : No.13 David Tetley (1-7)

Start Time : 03/10 - 16:45:33 / Flag Time : 16:57:29 / End Time : 16:59:05
 Weather : Sunny Air : 12°C Track : Dry
 Best lap : No.50 George Thomas 1:41.546 75.41 mph
 Previous Event Record : No.42 Andy Hornby 1:48.291 70.71 mph



Croft

2nd & 3rd Oct 2021



Lansdowne Cup (11a,11b,11c,11d)

Race 28 (Sunday)
Results 7 Laps = 14.889 miles

Document 8

Rnk	No.	Class	Rnk	Rider	Entry	Laps	Time	mph	Gap	Interv.	Best lap	mph	In Lap	2nd Best	
11a															
1	▲ ²	13	11a	1	David Tetley	Norton / Manx / (350)	7	12:03.840	74.05		1:41.769	75.24	3	1:42.044	
2	▼ ¹	42	11a	2	Andy Hornby	Norton / Manx / (499)	7	12:10.332	73.39	6.492	6.492	1:41.888	75.15	7	1:42.516
3	▼ ¹	12	11a	3	Ian Bain	Norton / 30M / (500)	7	12:18.428	72.59	14.588	8.096	1:43.938	73.67	5	1:44.334

11a - Best Lap : No.13 David Tetley - 1:41.769 / 92.5% of Race Winner's Speed : 68.50 mph

11b															
1	=	50	11b	1	George Thomas	Dunnell / Manx / (350)	7	12:10.442	73.38		1:41.546	75.41	7	1:43.081	
2	▲ ¹	22	11b	2	Tony Perkin	Norton / Manx / (500)	7	12:16.244	72.80	5.802	5.802	1:43.283	74.14	6	1:43.684
3	▼ ¹	56	11b	3	Matthew Hebb	Norton / Manx / (499)	7	12:18.780	72.55	8.338	2.536	1:44.042	73.60	2	1:44.068
4	=	52	11b	4	Robin Stokes	Norton / Manx / (499)	7	12:32.959	71.19	22.517	14.179	1:45.868	72.33	7	1:45.939
5	▲ ¹	3	11b	5	Nick Bedford	Norton / Manx / (499)	7	12:43.738	70.18	33.296	10.779	1:45.448	72.62	7	1:45.700
6	▲ ¹	25	11b	6	Mike Farrall	Rudge / TTR / (585)	7	13:06.622	68.14	56.180	22.884	1:50.531	69.28	7	1:50.803
7	▲ ¹	53	11b	7	Richard Dawson	Norton / Manx / (500)	7	13:18.955	67.09	1:08.513	12.333	1:51.928	68.41	7	1:52.530

Not Classified

		24	11b		Brian Robson	Norton / Manx / (499)	0			Retired				
--	--	----	-----	--	---------------------	-----------------------	---	--	--	----------------	--	--	--	--

11b - Best Lap : No.50 George Thomas - 1:41.546 / 92.5% of Race Winner's Speed : 67.88 mph

11c														
1	=	172	11c	1	John Cragg	Manx / 7R / (350)	7	13:16.784	67.27		1:51.211	68.85	7	1:51.559

11c - Best Lap : No.172 John Cragg - 1:51.211 / 92.5% of Race Winner's Speed : 62.23 mph

11d															
1	=	68	11d	1	Michael Russell	Norton / Manx / (500)	7	12:45.136	70.05		1:45.509	72.57	7	1:46.790	
2	▲ ²	28	11d	2	Jimmy May	Norton / 30M / (490)	7	13:19.513	67.04	34.377	34.377	1:51.408	68.73	7	1:51.739
3	▼ ¹	105	11d	3	David Linsdell	Royal / Enfield / (700)	7	13:32.446	65.97	47.310	12.933	1:54.376	66.95	4	1:54.636

11d - Best Lap : No.68 Michael Russell - 1:45.509 / 92.5% of Race Winner's Speed : 64.80 mph

Leaders : No.13 David Tetley (1-7)

Start Time : 03/10 - 16:45:33 / Flag Time : 16:57:29 / End Time : 16:59:05

Best lap : No.50 George Thomas 1:41.546 75.41 mph

Weather : Sunny Air : 12°C Track : Dry

Previous Event Record : No.42 Andy Hornby 1:48.291 70.71 mph

Posting Time :

17:01



Croft

2nd & 3rd Oct 2021



Lansdowne Cup (11a,11b,11c,11d)

Race 28 (Sunday) Lap Chart

For information purposes. No official / regulatory value

	1	2	3	4	5	6	7	8	9	10	11	12	13	14	15	16	17	18	19	20
Grid	42	50	56	12	13	22	52	68	87	172	3	25		56	53	105	24	112	28	83
Start	42	50	56	12	13	22	52	68	25	3	172	105	53	28						
Lap 1 <small>Interval</small>	13	50 1.9	22 0.5	42 0.2	12 0.0	56 1.6	52 0.0	25 5.7	68 0.1	3 0.3	105 1.2	53 1.5	172 0.6	28 1.0						
Lap 2	13	50 4.0	12 0.9	42 0.6	22 0.0	56 0.3	52 4.7	3 7.2	68 1.2	25 0.4	53 4.6	105 0.9	172 1.0	28 1.3						
Lap 3	13	50 6.8	12 0.7	42 0.4	22 0.6	56 0.5	52 6.9	3 8.2	68 1.2	25 4.4	53 5.6	172 2.5	28 1.3	105 0.0						
Lap 4	13	50 8.2	42 0.4	12 1.7	22 0.5	56 0.4	52 8.8	3 10.8	68 0.6	25 8.3	53 6.3	172 1.6	28 1.3	105 2.7						
Lap 5	13	42 8.7	50 0.3	12 2.8	22 0.6	56 0.4	52 11.3	3 11.4	68 0.1	25 12.5	53 8.3	172 0.3	28 2.0	105 5.8						
Lap 6	13	42 8.3	50 0.4	22 3.6	12 1.2	56 0.1	52 13.0	3 11.1	68 1.3	25 16.4	172 9.4	53 1.4	28 1.0	105 9.7						
Lap 7	13	42 6.4	50 0.1	22 5.8	12 2.1	56 0.3	52 14.1	3 10.7	68 1.3	25 21.4	172 10.1	53 2.1	28 0.5	105 12.9						



Croft

2nd & 3rd Oct 2021



Lansdowne Cup (11a,11b,11c,11d)

Race 28 (Sunday) Analysis

For information purposes. No official / regulatory value

Laps	Lap Time
No.3 Nick Bedford	
1	1:55.666
2	1:49.625
3	1:48.052
4	1:48.705
5	1:47.253
6	1:45.700
7	1:45.448

Laps	Lap Time
No.12 Ian Bain	
1	1:49.191
2	1:44.679
3	1:44.334
4	1:44.883
5	1:43.938
6	1:45.178
7	1:44.574

Laps	Lap Time
No.13 David Tetley	
1	1:46.274
2	1:42.491
3	1:41.769
4	1:42.044
5	1:42.454
6	1:43.262
7	1:43.789

Laps	Lap Time
No.22 Tony Perkin	
1	1:48.428
2	1:45.706
3	1:44.703
4	1:44.345
5	1:44.007
6	1:43.283
7	1:43.684

Laps	Lap Time
No.25 Mike Farrall	
1	1:55.137
2	1:51.893
3	1:52.124
4	1:51.910
5	1:50.972
6	1:50.803
7	1:50.531

Laps	Lap Time
No.28 Jimmy May	
1	1:58.386
2	1:54.804
3	1:53.610
4	1:51.739
5	1:52.428
6	1:52.027
7	1:51.408

Laps	Lap Time
No.42 Andy Hornby	
1	1:50.939
2	1:45.409
3	1:44.073
4	1:42.730
5	1:42.516
6	1:42.932
7	1:41.888

Laps	Lap Time
No.50 George Thomas	
1	1:49.084
2	1:44.590
3	1:44.525
4	1:43.432
5	1:43.255
6	1:43.081
7	1:41.546

Laps	Lap Time
No.52 Robin Stokes	
1	1:50.162
2	1:48.736
3	1:47.058
4	1:46.131
5	1:46.626
6	1:45.939
7	1:45.868

Laps	Lap Time
No.53 Richard Dawson	
1	1:57.205
2	1:53.169
3	1:53.136
4	1:52.530
5	1:52.998
6	1:53.406
7	1:51.928

Laps	Lap Time
No.56 Matthew Hebb	
1	1:51.136
2	1:44.042
3	1:44.891
4	1:44.266
5	1:44.068
6	1:44.240
7	1:44.769

Laps	Lap Time
No.68 Michael Russell	
1	1:55.894
2	1:51.309
3	1:48.052
4	1:48.075
5	1:46.790
6	1:46.840
7	1:45.509


Laps	Lap Time
No.105 David Linsdell	
1	1:55.774
2	1:55.759
3	1:56.036
4	1:54.376
5	1:55.587
6	1:55.858
7	1:54.636

Laps	Lap Time
No.172 John Cragg	
1	1:59.093
2	1:54.538
3	1:53.636
4	1:51.688
5	1:51.728
6	1:51.559
7	1:51.211



Croft

2nd & 3rd Oct 2021



Lansdowne Cup (11a,11b,11c,11d)

Race 28 (Sunday) Starting Grid

Document 6

7		63	Angela Cragg Norton / Dominacer / (500)	2:14.282	28	Jimmy May Norton / 30M / (490)	2:05.235
6	112		Stevan Radakovic BSA / Goldstar / (500)	2:03.754	24	Brian Robson Norton / Manx / (499)	2:01.486
5		53	Richard Dawson Norton / Manx / (500)	2:00.980	59	David Hebb Norton / Manx / (348)	1:59.530
4	25		Mike Farrall Rudge / TTR / (585)	1:58.553	3	Nick Bedford Norton / Manx / (499)	1:58.343
3		67	Gordon Russell Norton / Manx / (499)	1:56.844	68	Michael Russell Norton / Manx / (500)	1:56.635
2	22		Tony Perkin Norton / Manx / (500)	1:51.093	13	David Tetley Norton / Manx / (350)	1:50.529
1		56	Matthew Hebb Norton / Manx / (499)	1:50.033	50	George Thomas Dunnell / Manx / (350)	1:48.724
					42	Andy Hornby Norton / Manx / (499)	1:48.291

POLE POSITION



Start : 03/10 - 15:30 7 Laps = 14.889 miles

CRMC Croft 2021 (GBR) 02-03/10/2021

Sports Timing Systems

Page 1 / 1

Apex Timing GoRacing

Sponsored by Bonhams