




Donington Park

31st Jul & 1st Aug 2021



Lansdowne
(11a,11b,11c,11d)

Race 42 (Sunday)
Results 5 Laps = 9.895 miles

Document 10

Rnk	No.	Class	Rnk	Rider	Entry	Laps	Time	mph	Gap	Interv.	Best lap	mph	In Lap	2nd Best	Spd	
1	▲ ²	8	11a	1	Peter Bardell	Matchless / G50 / (500)	5	6:59.281	84.96		1:22.774	86.07	2	1:22.804	98.0	
2	▼ ¹	90	11a	2	Sam Clews	Norton / Manx / (499)	5	7:00.569	84.70	1.288	1:22.835	86.01	5	1:22.883	98.7	
3	▼ ¹	50	11b	1	George Thomas	Dunnell / Manx / (350)	5	7:09.822	82.88	10.541	9.253	1:24.711	84.10	5	1:25.013	98.7
4	▲ ¹	13	11a	3	David Tetley	Norton / Manx / (350)	5	7:09.860	82.87	10.579	0.038	1:24.546	84.27	5	1:24.971	99.7
5	▲ ²	12	11a	4	Ian Bain	Norton / 30M / (500)	5	7:11.142	82.62	11.861	1.282	1:24.990	83.83	4	1:25.219	98.8
6	▲ ⁴	42	11a	5	Andy Hornby	Norton / Manx / (499)	5	7:18.595	81.22	19.314	7.453	1:25.546	83.28	3	1:26.374	96.0
7	▼ ¹	22	11b	2	Tony Perkin	Norton / Manx / (500)	5	7:20.354	80.89	21.073	1.759	1:26.061	82.78	3	1:26.343	95.9
8	▲ ¹	61	11b	3	Steve Parrott	Norton / Manx / (500)	5	7:25.664	79.93	26.383	5.310	1:27.663	81.27	2	1:27.971	97.8
9	▼ ¹	56	11b	4	Matthew Hebb	Norton / Manx / (499)	5	7:31.899	78.83	32.618	6.235	1:26.022	82.82	3	1:26.261	96.0
10	▲ ²⁶	52	11b	5	Robin Stokes	Norton / Manx / (499)	5	7:32.815	78.67	33.534	0.916	1:28.004	80.96	2	1:28.803	96.3
11	=	57	11b	6	Fernando Mendes	BSA / Goldstar / (500)	5	7:33.063	78.62	33.782	0.248	1:25.888	82.95	3	1:26.456	97.0
12	▲ ⁴	165	11d	1	Stevan Radakovic	BSA / Goldstar / (500)	5	7:33.753	78.51	34.472	0.690	1:29.039	80.01	5	1:29.967	91.9
13	▲ ¹	3	11b	7	Nick Bedford	Norton / Manx / (499)	5	7:34.031	78.46	34.750	0.278	1:29.431	79.66	5	1:29.609	93.3
14	▲ ⁴	25	11b	8	Mike Farrall	Norton / Manx / (500)	5	7:36.570	78.02	37.289	2.539	1:29.095	79.96	4	1:29.234	94.8
15	▲ ⁴	99	11b	9	Andrew Clews	Matchless / G50 / (500)	5	7:41.057	77.26	41.776	4.487	1:30.701	78.55	3	1:30.704	93.3
16	▼ ³	163	11b	10	Sian Brooks	Norton / Manx / (499)	5	7:41.354	77.21	42.073	0.297	1:30.185	79.00	3	1:30.769	95.2
17	▲ ¹⁸	36	11b	11	Harry Cole	Norton / Manx / (500)	5	7:43.578	76.84	44.297	2.224	1:30.892	78.38	2	1:31.096	95.6
18	▲ ⁵	28	11d	2	Jimmy May	Norton / 30M / (490)	5	7:43.814	76.80	44.533	0.236	1:30.807	78.46	5	1:30.855	91.2
19	▲ ³	67	11b	12	Gordon Russell	Norton / Manx / (499)	5	7:46.049	76.43	46.768	2.235	1:31.559	77.81	5	1:31.734	92.6
20	=	63	11b	13	Angela Cragg	Norton / Domiracer / (500)	5	7:46.301	76.39	47.020	0.252	1:31.715	77.68	5	1:32.118	93.6
21	▲ ³	172	11c	1	John Cragg	Manx / 7R / (350)	5	7:56.022	74.83	56.741	9.721	1:33.212	76.43	2	1:33.542	86.9
22	▼ ¹	24	11b	14	Brian Robson	Norton / Manx / (499)	5	8:07.606	73.05	1:08.325	11.584	1:34.977	75.01	2	1:35.732	91.1
23	▲ ⁴	65	11b	15	Ken Perch	Norton / Manx / (500)	5	8:07.704	73.04	1:08.423	0.098	1:34.528	75.37	3	1:34.988	92.7
24	▲ ⁴	59	11c	2	David Hebb	Norton / Manx / (348)	5	8:12.078	72.39	1:12.797	4.374	1:35.897	74.29	2	1:36.623	84.8
25	▲ ⁷	111	11c	3	Ian Austin	BSA / Goldstar / (500)	5	8:20.747	71.14	1:21.466	8.669	1:38.567	72.28	5	1:38.571	78.0
Not Classified																
		5	11b		Ian Lucas	Norton / Manx / (500)	1	1:41.976	69.86	Retired		1:41.976	69.86	1	85.8	

11a - Best Lap : No.8 Peter Bardell - 1:22.774 / 92.5% of Race Winner's Speed : 78.59 mph
 11b - Best Lap : No.50 George Thomas - 1:24.711 / 92.5% of Race Winner's Speed : 76.66 mph
 11d - Best Lap : No.165 Stevan Radakovic - 1:29.039 / 92.5% of Race Winner's Speed : 72.62 mph
 11c - Best Lap : No.172 John Cragg - 1:33.212 / 92.5% of Race Winner's Speed : 69.22 mph

Leaders : No.8 Peter Bardell (1-5)

Start Time : 01/08 - 16:51:03 / Flag Time : 16:58:03 / End Time : 16:59:24

Best lap : No.8 Peter Bardell 1:22.774 86.07 mph


Weather : Scattered cloud Air : 14°C Track : Dry

Event Record : No.90 Sam Clews 1:22.595 86.26 mph



Donington Park

31st Jul & 1st Aug 2021



Lansdowne (11a,11b,11c,11d)

Race 42 (Sunday) Results 5 Laps = 9.895 miles

Document 10

Rnk	No.	Class	Rnk	Rider	Entry	Laps	Time	mph	Gap	Interv.	Best lap	mph	In Lap	2nd Best	Spd	
11a																
1	▲ ¹	8	11a	1	Peter Bardell	Matchless / G50 / (500)	5	6:59.281	84.96			1:22.774	86.07	2	1:22.804	98.0
2	▼ ¹	90	11a	2	Sam Clews	Norton / Manx / (499)	5	7:00.569	84.70	1.288	1.288	1:22.835	86.01	5	1:22.883	98.7
3	▲ ¹	13	11a	3	David Tetley	Norton / Manx / (350)	5	7:09.860	82.87	10.579	9.291	1:24.546	84.27	5	1:24.971	99.7
4	▲ ¹	12	11a	4	Ian Bain	Norton / 30M / (500)	5	7:11.142	82.62	11.861	1.282	1:24.990	83.83	4	1:25.219	98.8
5	▲ ¹	42	11a	5	Andy Hornby	Norton / Manx / (499)	5	7:18.595	81.22	19.314	7.453	1:25.546	83.28	3	1:26.374	96.0

11a - Best Lap : No.8 Peter Bardell - 1:22.774 / 92.5% of Race Winner's Speed : 78.59 mph

11b																
1	=	50	11b	1	George Thomas	Dunnell / Manx / (350)	5	7:09.822	82.88			1:24.711	84.10	5	1:25.013	98.7
2	=	22	11b	2	Tony Perkin	Norton / Manx / (500)	5	7:20.354	80.89	10.532	10.532	1:26.061	82.78	3	1:26.343	95.9
3	▲ ¹	61	11b	3	Steve Parrott	Norton / Manx / (500)	5	7:25.664	79.93	15.842	5.310	1:27.663	81.27	2	1:27.971	97.8
4	▼ ¹	56	11b	4	Matthew Hebb	Norton / Manx / (499)	5	7:31.899	78.83	22.077	6.235	1:26.022	82.82	3	1:26.261	96.0
5	▲ ¹⁶	52	11b	5	Robin Stokes	Norton / Manx / (499)	5	7:32.815	78.67	22.993	0.916	1:28.004	80.96	2	1:28.803	96.3
6	▼ ¹	57	11b	6	Fernando Mendes	BSA / Goldstar / (500)	5	7:33.063	78.62	23.241	0.248	1:25.888	82.95	3	1:26.456	97.0
7	▲ ¹	3	11b	7	Nick Bedford	Norton / Manx / (499)	5	7:34.031	78.46	24.209	0.968	1:29.431	79.66	5	1:29.609	93.3
8	▲ ³	25	11b	8	Mike Farrall	Norton / Manx / (500)	5	7:36.570	78.02	26.748	2.539	1:29.095	79.96	4	1:29.234	94.8
9	▲ ³	99	11b	9	Andrew Clews	Matchless / G50 / (500)	5	7:41.057	77.26	31.235	4.487	1:30.701	78.55	3	1:30.704	93.3
10	▼ ³	163	11b	10	Sian Brooks	Norton / Manx / (499)	5	7:41.354	77.21	31.532	0.297	1:30.185	79.00	3	1:30.769	95.2
11	▲ ⁹	36	11b	11	Harry Cole	Norton / Manx / (500)	5	7:43.578	76.84	33.756	2.224	1:30.892	78.38	2	1:31.096	95.6
12	▲ ³	67	11b	12	Gordon Russell	Norton / Manx / (499)	5	7:46.049	76.43	36.227	2.471	1:31.559	77.81	5	1:31.734	92.6
13	=	63	11b	13	Angela Cragg	Norton / Domiracer / (500)	5	7:46.301	76.39	36.479	0.252	1:31.715	77.68	5	1:32.118	93.6
14	=	24	11b	14	Brian Robson	Norton / Manx / (499)	5	8:07.606	73.05	57.784	21.305	1:34.977	75.01	2	1:35.732	91.1
15	▲ ³	65	11b	15	Ken Perch	Norton / Manx / (500)	5	8:07.704	73.04	57.882	0.098	1:34.528	75.37	3	1:34.988	92.7

Not Classified

		5	11b		Ian Lucas	Norton / Manx / (500)	1	1:41.976	69.86	Retired		1:41.976	69.86	1		85.8
--	--	---	-----	--	------------------	-----------------------	---	----------	-------	----------------	--	----------	-------	---	--	------

11b - Best Lap : No.50 George Thomas - 1:24.711 / 92.5% of Race Winner's Speed : 76.66 mph

11c																
1	=	172	11c	1	John Cragg	Manx / 7R / (350)	5	7:56.022	74.83			1:33.212	76.43	2	1:33.542	86.9
2	=	59	11c	2	David Hebb	Norton / Manx / (348)	5	8:12.078	72.39	16.056	16.056	1:35.897	74.29	2	1:36.623	84.8
3	▲ ³	111	11c	3	Ian Austin	BSA / Goldstar / (500)	5	8:20.747	71.14	24.725	8.669	1:38.567	72.28	5	1:38.571	78.0

11c - Best Lap : No.172 John Cragg - 1:33.212 / 92.5% of Race Winner's Speed : 69.22 mph

11d																
1	=	165	11d	1	Stevan Radakovic	BSA / Goldstar / (500)	5	7:33.753	78.51			1:29.039	80.01	5	1:29.967	91.9
2	=	28	11d	2	Jimmy May	Norton / 30M / (490)	5	7:43.814	76.80	10.061	10.061	1:30.807	78.46	5	1:30.855	91.2

11d - Best Lap : No.165 Stevan Radakovic - 1:29.039 / 92.5% of Race Winner's Speed : 72.62 mph

Leaders : No.8 Peter Bardell (1-5)

Start Time : 01/08 - 16:51:03 / Flag Time : 16:58:03 / End Time : 16:59:24

Best lap : No.8 Peter Bardell 1:22.774 86.07 mph

Weather : Scattered cloud Air : 14°C Track : Dry

Event Record : No.90 Sam Clews 1:22.595 86.26 mph

Timekeeper *David Jones*


Clerk of Course *Isabel*

CRMC Donington 2021 (GBR) 31/07 - 01/08/2021



Donington Park

31st Jul & 1st Aug 2021



**Lansdowne
(11a,11b,11c,11d)**

**Race 42 (Sunday)
Lap Chart**

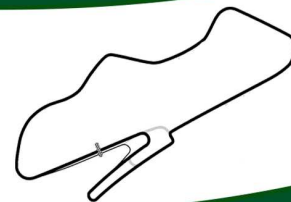
For information purposes. No official / regulatory value

	1	2	3	4	5	6	7	8	9	10	11	12	13	14	15	16	17	18	19	20	21	22	23	24	25	26	27	28	29	30	31	32	33	34	35	36	37	38	39	40				
Grid	90	50	X	X	X	X	X	56	61	X	X	X		163	X	35	165	X	25	99	63	24	67	28	172	53	27	65	58	X	54	209	111	149	16	36	52	64	66	177				
Start																																												
Lap 1 Interval	8 0.1	90 1.6	50 0.4	13 0.2	12 1.1	22 0.2	56 0.2	57 0.2	42 0.8	61 0.8	165 1.0	3 0.5	99 1.0	52 1.0	63 0.7	163 0.5	25 0.0	67 0.6	36 0.6	28 0.3	172 1.9	X 0.4	24 0.8	59 1.4	65 0.0	111 1.6																		
Lap 2	8 0.9	90 2.9	50 0.3	13 0.4	12 2.2	22 0.1	56 0.5	57 0.1	42 2.1	61 3.3	165 0.1	3 0.5	99 1.6	52 2.0	63 0.8	163 0.3	25 0.6	67 0.8	36 0.1	28 3.6	172 3.0	24 1.5	65 0.8	59 4.4	111																			
Lap 3	8 1.4	90 4.9	50 0.1	13 0.9	12 2.7	22 0.0	56 0.1	57 0.2	42 4.6	61 5.3	165 0.1	3 0.2	99 2.3	52 1.3	63 0.9	163 1.9	25 0.6	67 0.2	36 0.5	28 5.5	172 5.5	65 1.7	24 1.2	59 6.8	111																			
Lap 4	8 1.5	90 7.3	50 0.2	13 0.6	12 4.6	22 0.5	56 0.1	57 5.5	42 6.7	61 6.7	165 0.4	3 0.5	99 0.1	52 2.6	63 1.2	163 2.0	25 1.7	67 0.6	36 1.4	28 0.0	172 7.2	65 9.4	24 0.8	59 2.0	111 7.9																			
Lap 5	8 1.2	90 9.2	50 0.0	13 1.2	12 7.4	22 1.7	56 5.3	57 6.2	42 6.2	61 6.2	165 0.9	3 0.2	99 0.6	52 0.2	63 0.6	163 0.2	25 2.2	67 0.2	36 2.2	28 0.2	172 9.7	65 11.5	24 0.0	59 4.3	111 8.6																			



Donington Park

31st Jul & 1st Aug 2021



Lansdowne (11a,11b,11c,11d)

Race 42 (Sunday) Analysis


For information purposes. No official / regulatory value

Laps	Lap Time	Laps	Lap Time	Laps	Lap Time
No.3 Nick Bedford		No.36 Harry Cole		2	1:32.118
1	1:34.421	1	1:39.226	3	1:32.734
2	1:29.609	2	1:30.892	4	1:32.412
3	1:30.530	3	1:31.109	5	1:31.715
4	1:30.040	4	1:31.096	No.65 Ken Perch	
5	1:29.431	5	1:31.255	1	1:44.349
No.5 Ian Lucas		No.42 Andy Hornby		2	1:34.988
1	1:41.976	1	1:32.006	3	1:34.528
No.8 Peter Bardell		2	1:26.374	4	1:38.296
1	1:27.796	3	1:25.546	5	1:35.543
2	1:22.774	4	1:27.376	No.67 Gordon Russell	
3	1:22.804	5	1:27.293	1	1:38.595
4	1:22.843	No.50 George Thomas		2	1:32.339
5	1:23.064	1	1:29.516	3	1:31.822
No.12 Ian Bain		2	1:25.013	4	1:31.734
1	1:30.153	3	1:25.258	5	1:31.559
2	1:25.219	4	1:25.324	No.90 Sam Clews	
3	1:25.558	5	1:24.711	1	1:27.904
4	1:24.990	No.52 Robin Stokes		2	1:23.657
5	1:25.222	1	1:36.562	3	1:23.290
No.13 David Tetley		2	1:28.004	4	1:22.883
1	1:29.929	3	1:29.757	5	1:22.835
2	1:24.971	4	1:29.689	No.99 Andrew Clews	
3	1:25.032	5	1:28.803	1	1:35.476
4	1:25.382	No.56 Matthew Hebb		2	1:30.704
5	1:24.546	1	1:31.492	3	1:30.701
No.22 Tony Perkin		2	1:26.261	4	1:31.664
1	1:31.287	3	1:26.022	5	1:32.512
2	1:26.343	4	1:39.787	No.111 Ian Austin	
3	1:26.061	5	1:28.337	1	1:46.026
4	1:27.426	No.57 Fernando Mendes		2	1:38.595
5	1:29.237	1	1:31.766	3	1:38.988
No.24 Brian Robson		2	1:26.499	4	1:38.571
1	1:42.829	3	1:25.888	5	1:38.567
2	1:34.977	4	1:26.456	No.163 Sian Brooks	
3	1:37.781	5	1:42.454	1	1:37.896
4	1:35.732	No.59 David Hebb		2	1:31.158
5	1:36.287	1	1:44.274	3	1:30.185
No.25 Mike Farrall		2	1:35.897	4	1:31.346
1	1:37.957	3	1:36.623	5	1:30.769
2	1:30.234	4	1:37.413	No.165 Stevan Radakovic	
3	1:30.050	5	1:37.871	1	1:33.909
4	1:29.095	No.61 Steve Parrott		2	1:29.967
5	1:29.234	1	1:32.876	3	1:30.321
No.28 Jimmy May		2	1:27.663	4	1:30.517
1	1:39.578	3	1:28.310	5	1:29.039
2	1:31.491	4	1:27.971	No.172 John Cragg	
3	1:30.855	5	1:28.844	1	1:41.548
4	1:31.083	No.63 Angela Cragg		2	1:33.212
5	1:30.807	1	1:37.322	3	1:33.542



Donington Park

31st Jul & 1st Aug 2021



Lansdowne (11a,11b,11c,11d)

Race 42 (Sunday) Analysis


For information purposes. No official / regulatory value

Laps	Lap Time
4	1:33.566
5	1:34.154



Donington Park

31st Jul & 1st Aug 2021



**Lansdowne
(11a,11b,11c,11d)**

**Race 42 (Sunday)
Starting Grid**

Document 8

14				177 Anthony Hazledine Norton / Dominacer / (500)	
13	68 Michael Russell Norton / Manx / (500)		64 Chris Bassett Norton / Manx / (499)		52 Robin Stokes Norton / Manx / (499)
12	36 Harry Cole Norton / Manx / (500)	16 Roger Munsey Manx / G50 / (496)		149 Roger Munsey Manx / Triton / (650)	
11		111 Ian Austin BSA / Goldstar / (500)	209 Mick Baldwin AJS / (350)		54 Cliff Ransley Norton / (350)
10	2 Roger Ashby AJS / 7R / (350)	59 David Hebb Norton / Manx / (348)		65 Ken Perch Norton / Manx / (500)	
9		27 Derek Bunning Manx / Triton / (650)	53 Richard Dawson Norton / Manx / (500)		172 John Cragg Manx / 7R / (350)
8	28 Jimmy May Norton / 30M / (490)	67 Gordon Russell Norton / Manx / (499)		24 Brian Robson Norton / Manx / (499)	
7		63 Angela Cragg Norton / Dominacer / (500)	99 Andrew Clews Matchless / G50 / (500)		25 Mike Farrall Norton / Manx / (500)
6	5 Ian Lucas Norton / Manx / (500)	165 Stevan Radakovic BSA / Goldstar / (500)		45 Seb Perez Matchless / G50 / (500)	
5		3 Nick Bedford Norton / Manx / (499)	163 Sian Brooks Norton / Manx / (499)		
4	17 Adam Child Norton / Manx / (500)	57 Fernando Mendes BSA / Goldstar / (500)		42 Andy Hornby Norton / Manx / (499)	
3		61 Steve Parrott Norton / Manx / (500)	56 Matthew Hebb Norton / Manx / (499)		12 Ian Bain Norton / 30M / (500)
2	22 Tony Perkin Norton / Manx / (500)	13 David Tetley Norton / Manx / (350)		6 Steve Parrish Norton / Manx / (500)	
1		8 Peter Bardell Matchless / G50 / (500)	50 George Thomas Dunnell / Manx / (350)		90 Sam Clews Norton / Manx / (499)

POLE POSITION



Start : 01/08 - 16:02 5 Laps = 9.895 miles

CRMC Donington 2021 (GBR) 31/07 - 01/08/2021

Sports Timing Systems

Page 1 / 1

Apex Timing GoRacing

Sponsored by **Bonhams**